



**MARCHI CUCINE**

CUCINE SENZA TEMPO

LABORATORIO MARCHI





**MARCHI CUCINE**

CUCINE SENZA TEMPO



**MARCHI CUCINE**  
CUCINE SENZA TEMPO

## LABORATORIO MARCHI

---

- 4 • DISPENSE**  
PANTRIES
  - 44 • BLOCCHI COTTURA**  
COOKERS
  - 78 • BANCHI DA LAVORO E ISOLE**  
WORK BENCHES AND KITCHEN ISLANDS
  - 100 • SEDUTE**  
SEATS
  - 112 • TAVOLI**  
TABLES
-



LE DISPENSE PROPOSTE IN QUESTO CATALOGO SONO LA SOMMA DI TUTTI GLI STILI CHE MARCHI CUCINE DA SEMPRE INTERPRETA E RENDE PROPRI. IL RISULTATO È UN INSIEME DI ELEMENTI DALLA FORTE PERSONALITÀ ED UNICI NEL DESIGN.

THE PANTRIES IN THIS CATALOGUE ARE A COMPREHENSIVE REPRESENTATION OF ALL THE STYLES THAT MARCHI CUCINE HAS EVER INTERPRETED AND MADE ITS OWN, WITH A RANGE OF ELEMENTS THAT REVEAL A DISTINCT PERSONALITY AND UNIQUE DESIGN.



LABORATORIO MARCHI

# DISPENSE PANTRIES

- 6 • VIA DELLA SPIGA
- 8 • VIA MONTE NAPOLEONE
- 10 • CONTAINER
- 12 • LOFT
- 14 • THE ICONS
- 16 • LUXURY
- 18 • CHAMBUSA
- 20 • DEI NAVIGLI
- 22 • VIA BRERA
- 24 • VILLA HERMOSA
- 26 • BERNINA
- 28 • TELEPHONE
- 30 • L'AMERICANA
- 34 • LA CAVE
- 36 • POLAR VINTAGE
- 38 • ARTICA
- 40 • ALASKA
- 42 • GELAX



# DISPENSA / PANTRY VIA DELLA SPIGA



6



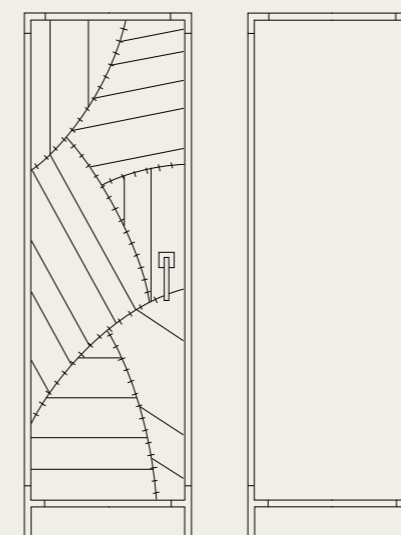
## DISPENSA / PANTRY

## VIA DELLA SPIGA


Dispensa con struttura in listellare e acciaio inox spazzolato, fianchi ed ante realizzati in Old Pine e cucite con filo di Peltro. Maniglie in acciaio inox. Può essere utilizzata come dispensa con ripiani interni, oppure per incasso elettrodomestici.

Pantry with blockboard and brushed stainless steel structure, side panels and doors made of Old Pine, stitched with Peltro wire. Stainless steel handles. It can be used as a pantry with internal shelves, or to accommodate household appliances.

L. 66 P. 65 H. 207




L. 126 P. 65 H. 207



## FINITURE / FINISHES:

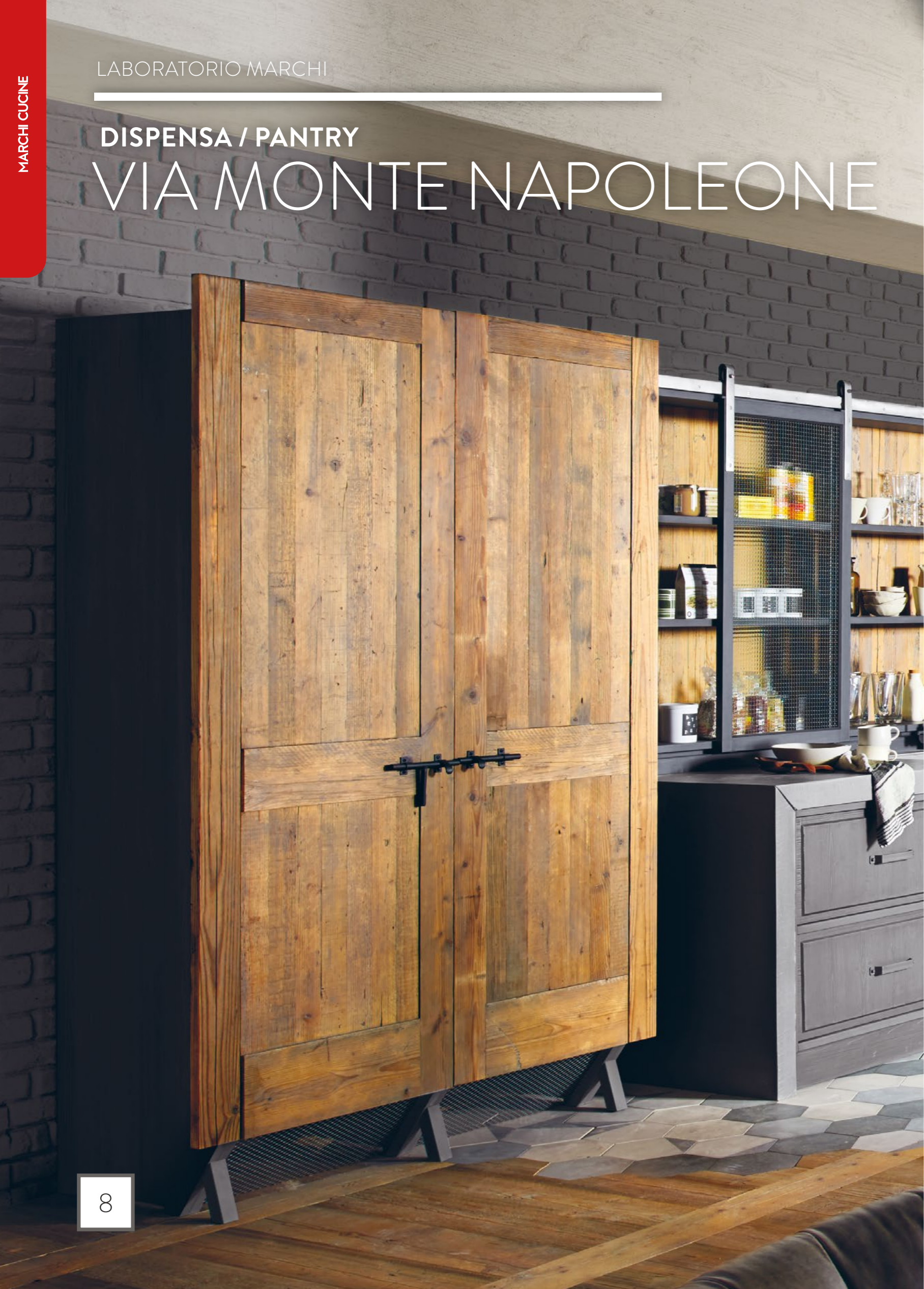


Old Pine 48





# DISPENSA / PANTRY VIA MONTE NAPOLEONE



## DISPENSA / PANTRY



# VIA MONTE NAPOLEONE

Dispensa con struttura in listellare laccato color grafite, ante in Old pine, maniglia in metallo laccato. Può essere utilizzata come dispensa con ripiani interni, oppure per incasso elettrodomestici.

Pantry with graphite lacquered blockboard structure, Old Pine doors, lacquered metal handle. It can be used as a pantry with internal shelves, or to accommodate household appliances.

L. 80 P. 64 H. 224

L. 140 P. 64 H. 224



### FINITURE / FINISHES:



Old Pine 48





# DISPENSA / PANTRY CONTAINER

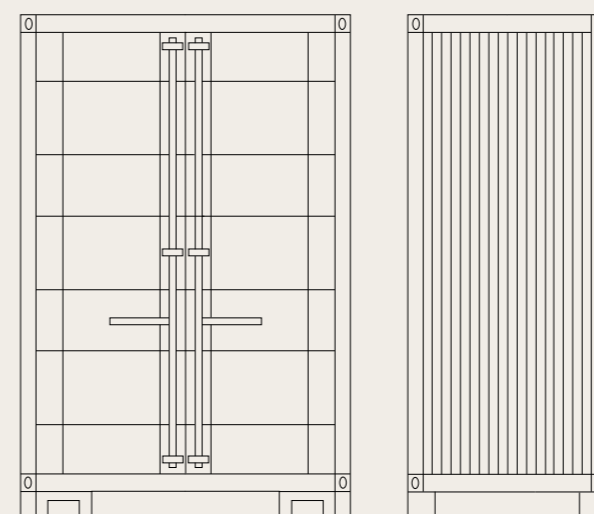


## DISPENSA / PANTRY CONTAINER

Dispensa 2 ante con struttura in listellare laccato ed ante in fibra di legno.  
Maniglioni e rulli in acciaio spazzolato.  
Può essere utilizzata come dispensa con ripiani interni, oppure per incasso elettrodomestici.

Two-door pantry with lacquered blockboard structure and wood fibre doors.  
Brushed steel bar handles and rollers.  
It can be used as a pantry with internal shelves, or to accommodate household appliances.

L. 134 P. 65 H. 204,5




### FINITURE / FINISHES:



Bianco ghiaccio 54

Rosso anniversary 53

Grafite 52





DISPENSA / PANTRY  
LOFT



DISPENSA / PANTRY

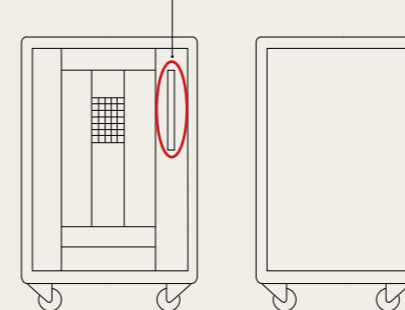
LOFT

Dispensa su ruote con struttura in listellare laccato Grigio Ferro. Rifinita su tutti i lati per utilizzo centro stanza. Top e fianchi rivestiti con pannelli in acciaio spazzolato.

Rolling pantry with Grigio Ferro lacquered blockboard structure. Finished on all sides for free-standing installation. Top and sides finished with brushed steel panels.

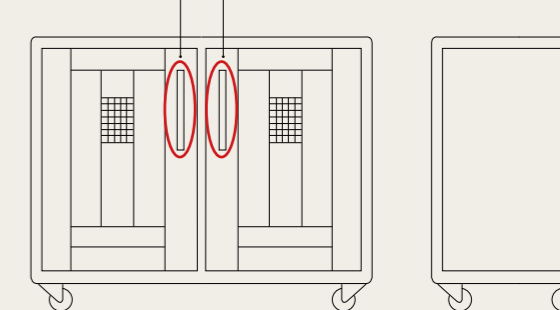
L. 70 P. 64 H. 104

Maniglia / Handle - A



L. 135 P. 64 H. 104

Maniglia / Handle - A



MANIGLIE / HANDLES:


Maniglia per anta - A  
Handle for door - A




FINITURE / FINISHES:



STRUTTURA / STRUCTURE:  
Grigio ferro 37 + Inox  
ANTE / DOORS:  
Bianco gesso 33



STRUTTURA / STRUCTURE:  
Grigio ferro 37 + Inox  
ANTE / DOORS:  
Giallo mais 40



STRUTTURA / STRUCTURE:  
Grigio ferro 37 + Inox  
ANTE / DOORS:  
Verde bosco 38



STRUTTURA / STRUCTURE:  
Grigio ferro 37 + Inox  
ANTE / DOORS:  
Blue jeans 39







## DISPENSA / PANTRY THE ICONS


Dispensa da incasso 2/5 ante, in listellare laccato con cornici profilate in peltro e maniglioni ottone finitura britannio. Può essere utilizzata come dispensa con ripiani interni, oppure per incasso elettrodomestici.

Built-in pantry with 2/5 doors, made of lacquered blockboard, framed with pewter-coloured profiles, featuring brass bar handles with Britannio finish. It can be used as a pantry with internal shelves, or to accommodate household appliances.

Portale laccato con inserti in peltro - Lacquered portal with pewter inserts


1 colonna 2 ante  
1 tall unit 2 doors

L. 159 H. 222  
vano incasso/recess L. 141 H. 201 P. 65 min.  
(cm 25 da terra/25 cm above the ground)




1 colonna 2 ante + 1 colonna 1 anta  
1 tall unit 2 doors + 1 tall unit 1 door

L. 223 H. 222  
vano incasso/recess L. 205 H. 201 P. 65 min.  
(cm 25 da terra/25 cm above the ground)



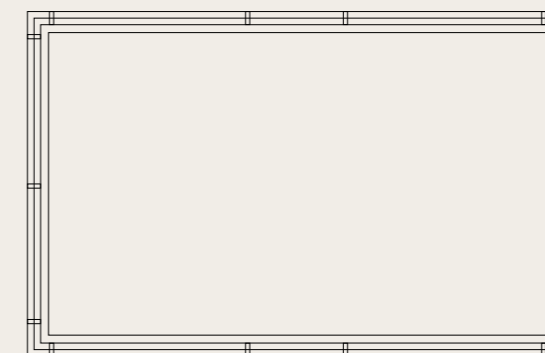
2 colonne 2 ante  
2 tall units 2 doors

L. 287 H. 222  
vano incasso/recess L. 269 H. 201 P. 65 min.  
(cm 25 da terra/25 cm above the ground)



2 colonne 2 ante + 1 colonna 1 anta  
2 tall units 2 doors + 1 tall unit 1 door

L. 351 H. 222  
vano incasso/recess L. 333 H. 201 P. 65 min.  
(cm 25 da terra/25 cm above the ground)



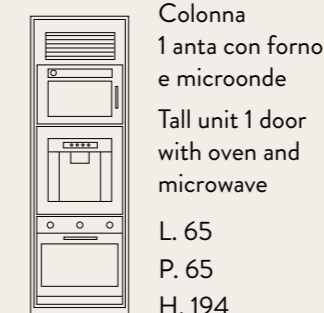
Colonne da incasso - Built-in tall units



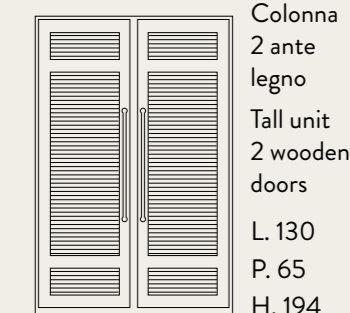
Colonna  
1 anta legno  
Tall unit 1  
wooden  
door  
L. 65  
P. 65  
H. 194



Colonna  
1 anta  
con forno  
Tall unit 1  
door with  
oven  
L. 65  
P. 65  
H. 194



Colonna  
1 anta con forno  
e microonde  
Tall unit 1 door  
with oven and  
microwave  
L. 65  
P. 65  
H. 194




Colonna  
2 ante  
legno  
Tall unit  
2 wooden  
doors  
L. 130  
P. 65  
H. 194


FINITURE / FINISHES:



ESTERNO / EXTERIOR:  
Bianco gesso 33  
INTERNO / INTERIOR:  
Flammish 20



ESTERNO / EXTERIOR:  
Carbon 8  
INTERNO / INTERIOR:  
Flammish 20



ESTERNO / EXTERIOR:  
Fumo 13  
INTERNO / INTERIOR:  
Fumo 13



# DISPENSA / PANTRY LUXURY

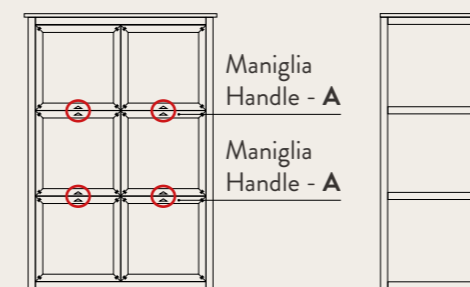


## DISPENSA / PANTRY LUXURY

Dispensa sospesa con ante a vetro con telaio rivestito in acciaio e piccoli inserti in legno; di serie sono previste luci interne e ripiani in cristallo.

Suspended pantry with glass doors, steel-lined frame and small wooden inserts; internal lights and crystal shelves are supplied as standard features.

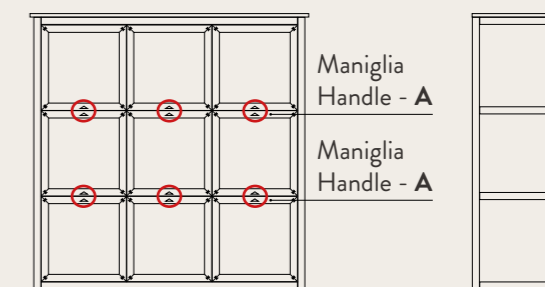
L. 128 P. 40 H. 193



Maniglia  
Handle - A

Maniglia  
Handle - A

L. 193 P. 40 H. 193



Maniglia  
Handle - A

Maniglia  
Handle - A

### MANIGLIE / HANDLES:


Maniglia per ante - A

Handle for doors - A




### FINITURE / FINISHES:


ESTERNO / EXTERIOR:



Rovere decapé 19




Silver french 6




Nero 17


INTERNO / INTERIOR:



Beige 4



Ostrica 14



Nero 17








## DISPENSA / PANTRY

## CHAMBUSA

Dispensa sagomata anta unica con oblò superiore con vetro e finti cassetti inferiori.  
Può essere utilizzata come dispensa con ripiani interni, oppure per incasso elettrodomestici.

Single-door shaped pantry with upper porthole window and fake lower drawers.  
It can be used as a pantry with internal shelves, or to accommodate household appliances.

L. 68/80 P. 64/71 H. 234



Maniglia / Handle - A


\*  
N.B. nel caso di incasso frigo H.178 l'oblò diventa legno  
N.B. the porthole window changes to wood when a built-in fridge H. 178 is inserted

## MANIGLIE / HANDLES:

Maniglia per ante - A  
Handle for doors - A




## FINITURE / FINISHES:




Rovere decapé 19



Beige 4




Ostrica 14



Fumo 13



DISPENSA / PANTRY  
DEI NAVIGLI



DISPENSA / PANTRY  
DEI NAVIGLI

Dispensa da incasso con struttura in listellare, ante in legno massello con inglesina e pannello in acciaio spazzolato.  
Può essere utilizzata come dispensa con ripiani interni, oppure per incasso elettrodomestici.

Built-in pantry with blockboard structure, solid wood doors with glazing bars and brushed steel panel.  
It can be used as a pantry with internal shelves, or to accommodate household appliances.

L. 141 P. 65 H. 222  
(vano per incasso/recess L. 131 H. 204 P. 65 min)



L. 204 P. 65 H. 222  
(vano per incasso/recess L. 194 H. 204 P. 65 min)




L. 267 P. 65 H. 222  
(vano per incasso/recess L. 257 H. 204 P. 65 min)




FINITURE / FINISHES:



ESTERNO / EXTERIOR:  
Bianco gesso 33  
INTERNO / INTERIOR:  
Bianco gesso 33



ESTERNO / EXTERIOR:  
Beige 4  
INTERNO / INTERIOR:  
Beige 4



ESTERNO / EXTERIOR:  
Carbon 8  
INTERNO / INTERIOR:  
Carbon 8



# DISPENSA / PANTRY VIA BREERA

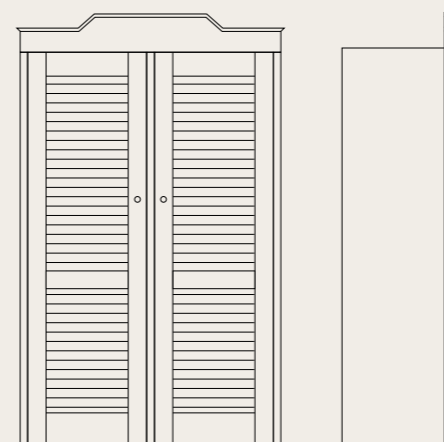


## DISPENSA / PANTRY VIA BREERA

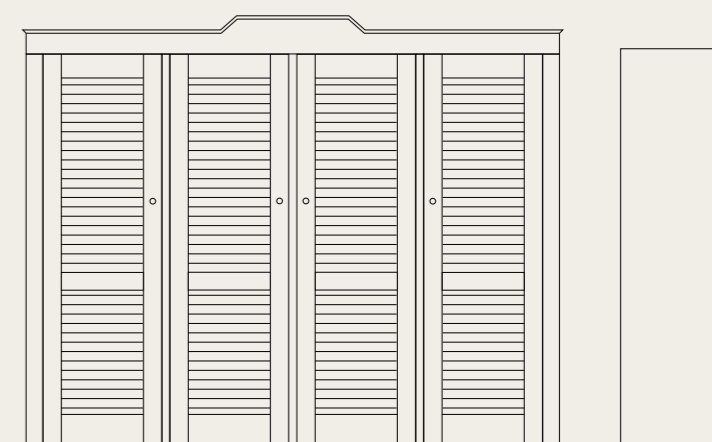
Dispensa da incasso con struttura in listellare, ante persiana in legno massello.  
Può essere utilizzata come dispensa con ripiani interni, oppure per incasso elettrodomestici.

Built-in pantry with blockboard structure and solid wood shutter-type doors.  
It can be used as a pantry with internal shelves, or to accommodate household appliances.


L. 100 P. 65 H. 222  
(vano per incasso/recess L. 90 H. 204 P. 65 min)




L. 185 P. 65 H. 222  
(vano per incasso/recess L. 175 H. 204 P. 65 min)



L. 270 P. 65 H. 222  
(vano per incasso/recess L. 260 H. 204 P. 65 min)



### FINITURE / FINISHES:



Bianco gesso 33

Verde bosco 38





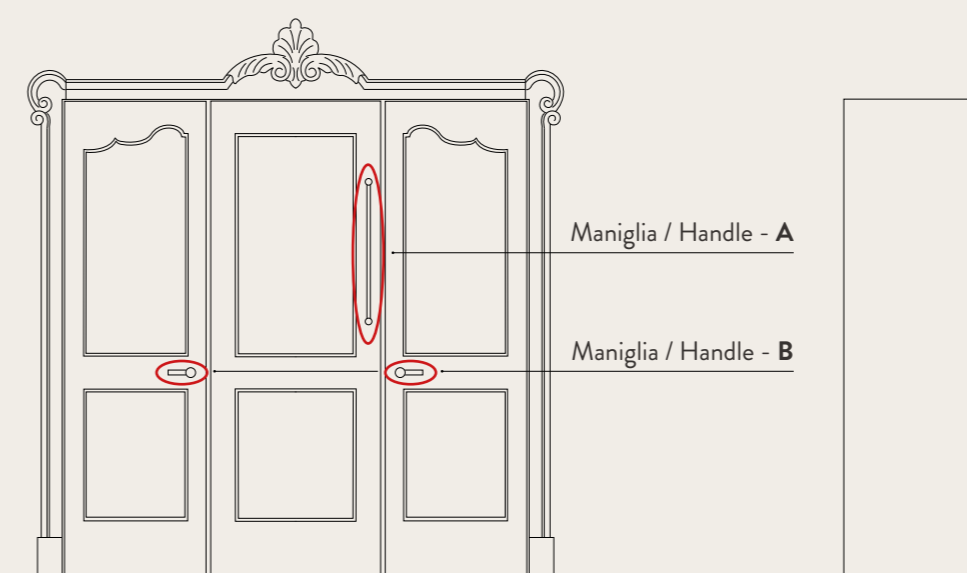
# DISPENSA / PANTRY VILLA HERMOSA

## DISPENSA / PANTRY VILLA HERMOSA

Dispensa da incasso caratterizzata da cornice in legno massello sagomata ed intagliata. I vani laterali hanno ripiani in vetro con massello legno frontale, luce interna ed anta a vetro con rete su telaio apribile. Il vano centrale può essere utilizzato come dispensa con ripiani interni, oppure per inserimento elettrodomestici.

Built-in pantry with a shaped and carved solid wood frame. The side compartments have glass shelves with solid wood front, internal light and a glass door with mesh on an openable frame. The central compartment can be used as a pantry with internal shelves, or to insert household appliances.

L. 241 P. 65 H. 248  
(vano per incasso/recess L. 215 H. 205 P. 68 min)



### MANIGLIE / HANDLES:

Maniglione per ante - A  
Handle for doors - A



Maniglia per anta - B  
Handle for door - B




### FINITURE / FINISHES:



ESTERNO / EXTERIOR:  
Bianco gesso 33  
INTERNO / INTERIOR:  
Flammish 20



ESTERNO / EXTERIOR:  
Grigio ferro 37  
INTERNO / INTERIOR:  
Flammish 20



ESTERNO / EXTERIOR:  
Beige 4 con profilo grigio  
INTERNO / INTERIOR:  
Beige 4



# GHIACCIAIA / FRIDGE BERNINA



## GHIACCIAIA / FRIDGE BERNINA

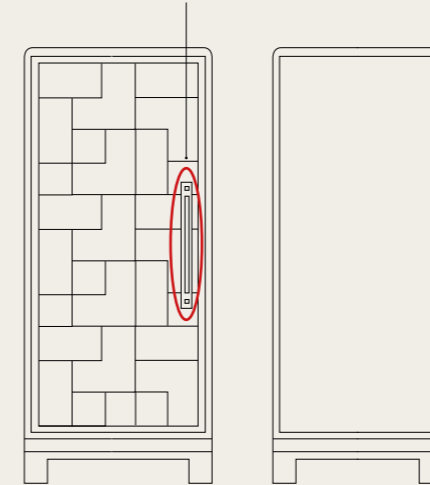
Mobile con struttura in listellare, ante in listellare rivestite con pannelli in alluminio estetica patchwork. Può essere utilizzato come dispensa con ripiani interni, oppure per incasso elettrodomestici.

Cabinet with blockboard structure and blockboard doors lined with patchwork-pattern aluminium panels. It can be used as a pantry with internal shelves, or to accommodate household appliances.

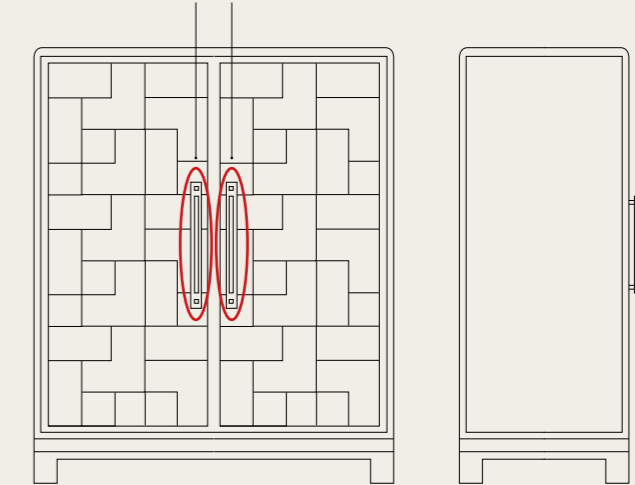
L. 70 P. 64 H. 156

L. 135 P. 64 H. 156

Maniglia / Handle - A



Maniglia / Handle - A




### MANIGLIE / HANDLES:

Maniglia per anta - A  
Finitura cromata  
Handle for door - A  
Chrome finish



### FINITURE / FINISHES:



STRUTTURA / STRUCTURE:  
Grigio ferro 37  
ANTA / DOOR:  
Patchwork

STRUTTURA / STRUCTURE:  
Carbon 8  
ANTA / DOOR:  
Patchwork



## GHIACCIAIA / FRIDGE

## TELEPHONE

"all things are  
delicately  
interconnected"

I'm so cool

FRAGILE

NOW CALL  
333  
7541732

I just Woke up  
from a fuzzy  
dream...

AC  
TION

BUN  
MY  
BABY  
open your mind and  
you will be the best



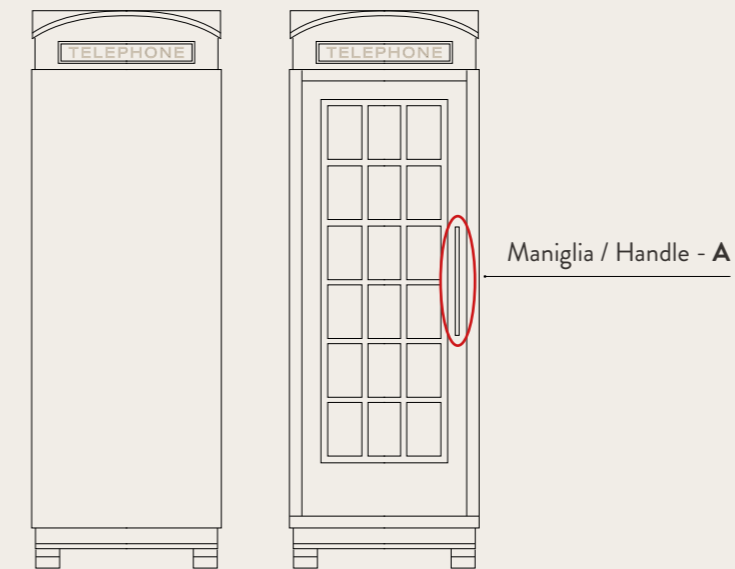
## GHIACCIAIA / FRIDGE

## TELEPHONE

Mobile con struttura ed anta in listellare, in appoggio su basamento con rifiniture in acciaio. Può essere utilizzato come dispensa con ripiani interni, oppure per incasso elettrodomestici.

Cabinet with blockboard structure and door, resting on the base with steel finish. It can be used as a pantry with internal shelves, or to accommodate household appliances.

L. 68 P. 60 H. 205,5




## FERRAMENTA / HARDWARE:

Maniglone per anta - A  
Handle for door - A



## FINITURE / FINISHES:



Rosso anniversary 53

Grigio ferro 37

Carbon 8





## GHIACCIAIA / FRIDGE L'AMERICANA







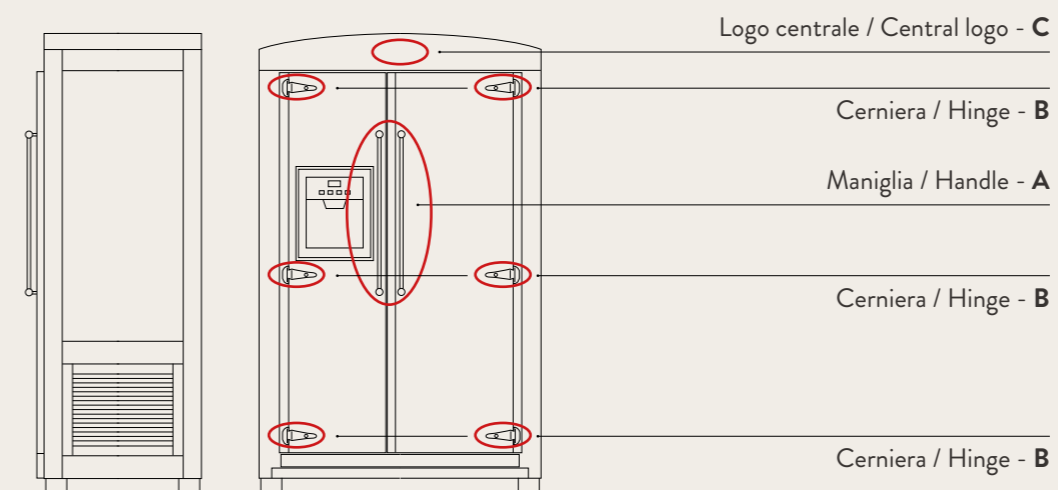
GHIACCIAIA / FRIDGE

L'AMERICANA

Mobile con struttura in listellare che riveste completamente il frigorifero General Electric.  
Ante con frontali in legno massello.

Cabinet with blockboard structure enclosing the General Electric refrigerator entirely.  
Doors with solid wood fronts.

L. 120 P. 77+7 H. 208



FERRAMENTA / HARDWARE:

Maniglione per anta - A  
Ottone lucido  
Handle for door - A  
Polished brass



Maniglione per anta - A  
Britannio  
Handle for door - A  
Britannium



Cerniera per anta - B  
Ottone lucido  
Hinge for door - B  
Polished brass



Cerniera per anta - B  
Britannio  
Hinge for door - B  
Britannium



Logo centrale - C  
Ottone lucido  
Central logo - C  
Polished brass




Logo centrale - C  
Britannio  
Central logo - C  
Britannium



Per la ferramenta (maniglie, cerniere, e particolari) specificare sempre l'abbinamento desiderato.  
Always specify the features you need for hardware units (handles, hinges and details).

FINITURE / FINISHES:




Bianco gesso 33



Beige 4



Rosso anniversary 53



Carbon 8



**GHIACCIAIA / FRIDGE**  
**LA CAVE**

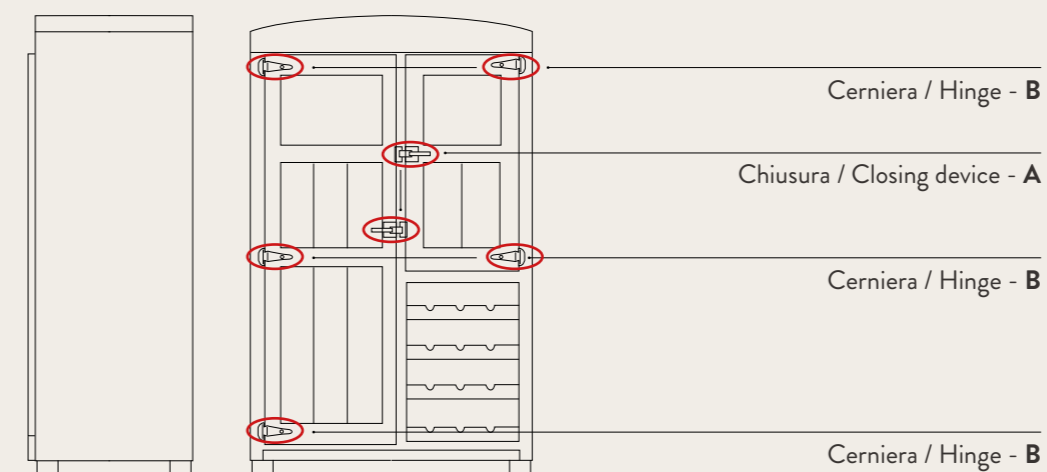


**GHIACCIAIA / FRIDGE**  
**LA CAVE**

Mobile con struttura in listellare, anta lunga sinistra e anta superiore destra con inserto rete, cantinetta a vista in basso a destra. Può essere utilizzato come dispensa con ripiani interni oppure per incasso elettrodomestici.

Cabinet with blockboard structure, tall left-hand door and upper right-hand door with mesh insert and bottle rack on the bottom right-hand side. It can be used as a pantry with internal shelves, or to accommodate household appliances.

L. 120 P. 64 H. 205



**FERRAMENTA / HARDWARE:**

Chiusura per anta - A  
Ottone lucido  
Closing device for door - A  
Polished brass



Chiusura per anta - A  
Britannio  
Closing device for door - A  
Britannium



Cerniera per anta - B  
Ottone lucido  
Hinge for door - B  
Polished brass



Cerniera per anta - B  
Britannio  
Hinge for door - B  
Britannium



Per la ferramenta (maniglie, cerniere, e particolari) specificare sempre l'abbinamento desiderato.  
Always specify the features you need for hardware units (handles, hinges and details).

**FINITURE / FINISHES:**



Beige 4

Rosso anniversary 53

Carbon 8



# GHIACCIAIA / FRIDGE POLAR VINTAGE



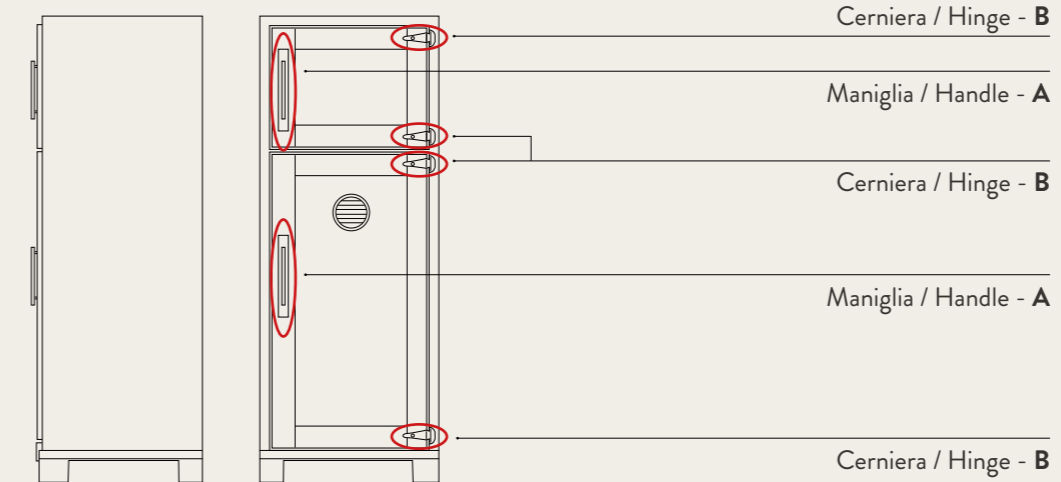
## GHIACCIAIA / FRIDGE

# POLAR VINTAGE

Mobile con ante e frontali in massello, in appoggio su basamento in legno Old Pine.  
Può essere utilizzato come dispensa con ripiani interni oppure per incasso elettrodomestici.

Cabinet with solid wood doors and fronts, resting on Old Pine wooden base.  
It can be used as a pantry with internal shelves or to accommodate household appliances.

L. 85 P. 75 H. 211



### FERRAMENTA / HARDWARE:

Maniglia per anta - A  
Handle for door - A




Cerniera per anta - B  
Hinge for door - B



### FINITURE / FINISHES:




STRUTTURA / STRUCTURE:  
Bianco gesso 33  
BASAMENTO / BASE:  
Old Pine 48



STRUTTURA / STRUCTURE:  
Beige 4  
BASAMENTO / BASE:  
Old Pine 48



STRUTTURA / STRUCTURE:  
Rosso anniversary 53  
BASAMENTO / BASE:  
Old Pine 48



STRUTTURA / STRUCTURE:  
Grigio ferro 37  
BASAMENTO / BASE:  
Old Pine 48



STRUTTURA / STRUCTURE:  
Carbon 8  
BASAMENTO / BASE:  
Old Pine 48



# GHIACCIAIA / FRIDGE ARTICA

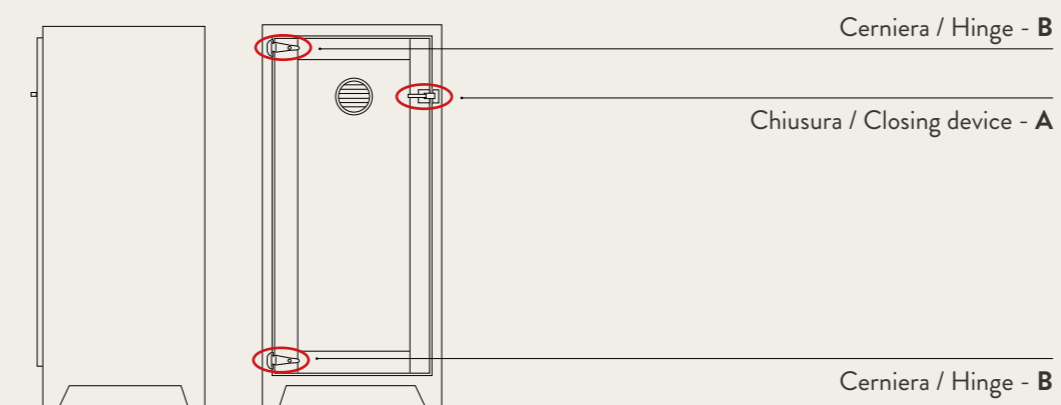


## GHIACCIAIA / FRIDGE ARTICA

Mobile con ante e frontali in legno massello.  
Può essere utilizzato come dispensa con ripiani interni oppure per incasso elettrodomestici.

Cabinet with solid wood doors and fronts.  
It can be used as a pantry with internal shelves, or to accommodate household appliances.

L. 73,5 P. 65 H. 161



### FERRAMENTA / HARDWARE:

Chiusura per anta - **A**  
Ottone lucido  
Closing device for door - **A**  
Polished brass



Chiusura per anta - **A**  
Britannio  
Closing device for door - **A**  
Britannium



Cerniera per anta - **B**  
Ottone lucido  
Hinge for door - **B**  
Polished brass




Cerniera per anta - **B**  
Britannio  
Hinge for door - **B**  
Britannium



Per la ferramenta (maniglie, cerniere, e particolari) specificare sempre l'abbinamento desiderato.  
Always specify the features you need for hardware units (handles, hinges and details).

### FINITURE / FINISHES:



Bianco gesso 33

Beige 4

Rosso anniversary 53

Carbon 8



# GHIACCIAIA / FRIDGE ALASKA

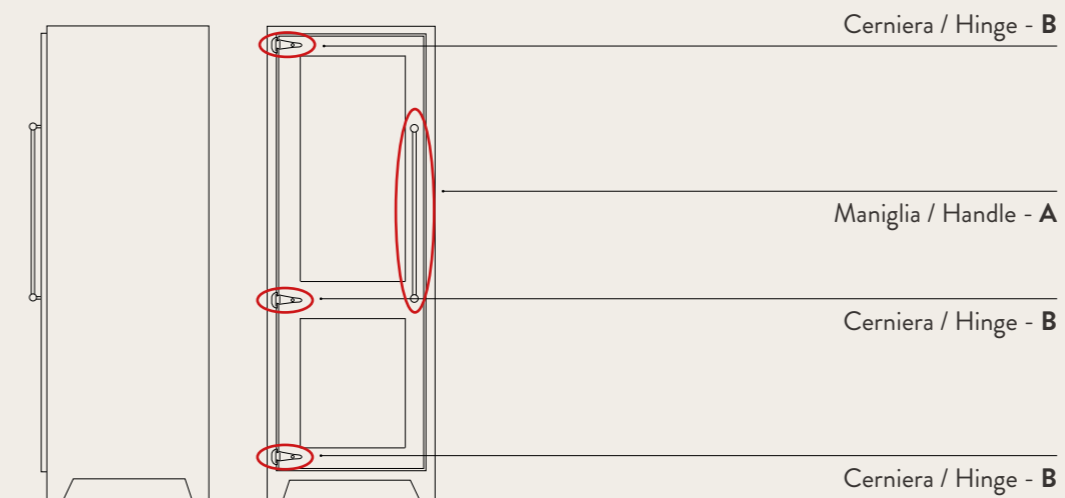


## GHIACCIAIA / FRIDGE ALASKA

Mobile con ante e frontali in legno massello.  
Può essere utilizzato come dispensa con ripiani interni oppure per incasso elettrodomestici.

Cabinet with solid wood doors and fronts.  
It can be used as a pantry with internal shelves, or to accommodate household appliances.

L. 69 P. 67+7 H. 200



### FERRAMENTA / HARDWARE:

Maniglione per anta - **A**  
Ottone lucido  
Handle for door - **A**  
Polished brass



Maniglione per anta - **A**  
Britannio  
Handle for door - **A**  
Britannium



Cerniera per anta - **B**  
Ottone lucido  
Hinge for door - **B**  
Polished brass




Cerniera per anta - **B**  
Britannio  
Hinge for door - **B**  
Britannium




Per la ferramenta (maniglie, cerniere, e particolari) specificare sempre l'abbinamento desiderato.  
Always specify the features you need for hardware units (handles, hinges and details).

### FINITURE / FINISHES:




Bianco gesso 33



Beige 4



Rosso anniversary 53



Carbon 8



# GHIACCIAIA / FRIDGE GELAX



## GHIACCIAIA / FRIDGE

# GELAX

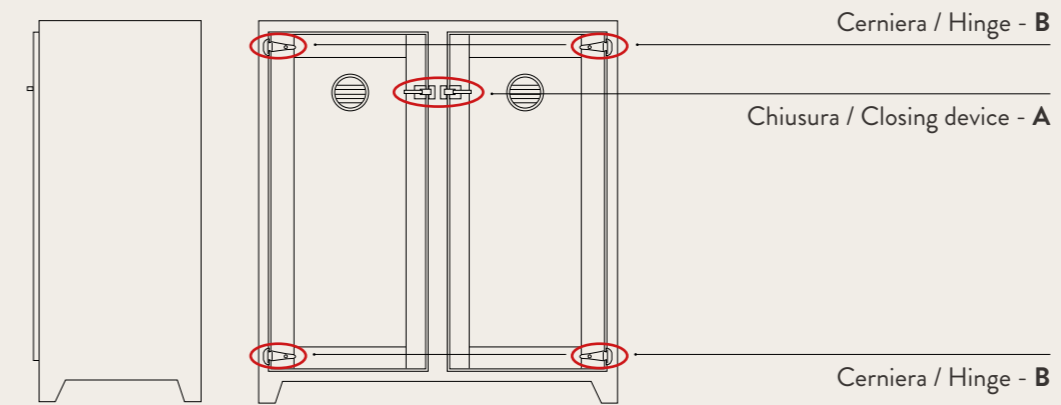
Mobile con ante e frontali in legno massello.

Può essere utilizzato come dispensa con ripiani interni oppure per incasso elettrodomestici.

Cabinet with solid wood doors and fronts.

It can be used as a pantry with internal shelves, or to accommodate household appliances.

L. 144,5 P. 65 H. 161



### FERRAMENTA / HARDWARE:

Chiusura per anta - A  
Ottone lucido



Closing device for door - A  
Polished brass

Chiusura per anta - A  
Britannio



Closing device for door - A  
Britannium

Cerniera per anta - B  
Ottone lucido



Hinge for door - B  
Polished brass

Cerniera per anta - B  
Britannio




Hinge for door - B  
Britannium


Per la ferramenta (maniglie, cerniere, e particolari) specificare sempre l'abbinamento desiderato.

Always specify the features you need for hardware units (handles, hinges and details).

### FINITURE / FINISHES:




Bianco gesso 33



Beige 4



Rosso anniversary 53



Carbon 8





LABORATORIO MARCHI

# BLOCCHI COTTURA COOKERS

LA FORZA DEI BLOCCHI COTTURA MARCHI CUCINE È INSITA NELLA GRANDE VARIETÀ DI STILI PRESENTI NELLA COLLEZIONE. OGNI AMBIENTE PUÒ TROVARE L'ELEMENTO GIUSTO PER SODDISFARE QUALSIASI ESIGENZA ABITATIVA.

THE STRENGTH OF MARCHI CUCINE COOKERS LIES IN THE BROAD VARIETY OF STYLES DEFINING THE COLLECTION. EACH ENVIRONMENT CAN BE FITTED WITH THE RIGHT ELEMENT TO SATISFY ANY HOME LIVING REQUIREMENTS.

- 46 • STYLE
- 48 • LONDON
- 52 • METROPOLITAN
- 56 • BLUES
- 58 • VICTORIANA
- 60 • VICTORIANA SUPER X
- 62 • ARIZONA
- 66 • ISOTTA
- 68 • ISOTTA X
- 70 • HERITAGE SUPER X
- 72 • BALTIMORA
- 74 • PORTOFINO CAPPA / HOOD
- 76 • ALZATE / RISER UPSTAND SPLASH BACK





# BLOCCO COTTURA / COOKER STYLE

MARCHI CUCINE





## BLOCCO COTTURA / COOKER STYLE

Blocco cottura realizzato con pannelli di listellare composto da:  
3 cassetti con applicato pomolo sagomato, 4 cestoni laterali con guide estrazione totale,  
ante centrali che possono nascondere il forno o essere utilizzate come comodo contenitore.  
Top in acciaio sp. 4 cm con fori su richiesta per incasso piano cottura/domino.

Cooker made with blockboard panels featuring:  
3 drawers with shaped knob, 4 side deep drawers with full-extension runners,  
central doors that can conceal an oven or a practical container.  
Stainless steel top Th. 4 cm with holes on request for built-in hob/Domino.

L. 180 P. 73 H. 89




### FINITURE / FINISHES:



Bianco gesso 33



Rosso anniversary 53



Grafite Brera 45







## BLOCCO COTTURA / COOKER LONDON







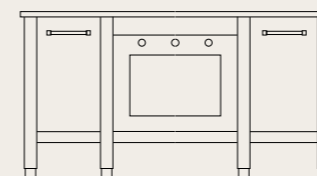
## BLOCCO COTTURA / COOKER

## LONDON

Blocco cottura realizzato con pannelli di listellare.  
Ante e cassetti in legno massello. Disponibile in differenti misure. Il top viene calcolato a parte.


Cooker made with blockboard panels.  
Solid wood doors and drawers. Available in different sizes. The top is accounted for separately.

L. 126 P. 60 H. 84 (senza top / without top)




Versione con 2 ante L. 23 cm.  
Predisposizione per forno L. 60 H. 46/48 cm.  
Version with 2 doors W 23 cm.  
Designed for oven W 60 H 46/48 cm.

L. 176 P. 60 H. 84 (senza top / without top)



Versione con 2 cassettiere L. 33 cm.  
Predisposizione per forno L. 90 H. 46/48 cm.  
Version with 2 drawer units W 33 cm.  
Designed for oven W 90 H 46/48 cm.

L. 176 P. 60 H. 84 (senza top / without top)



Versione con 2 cassettiere L. 48 cm.  
Predisposizione per forno L. 60 H. 46/48 cm.  
Version with 2 drawer units W 48 cm.  
Designed for oven W 60 H 46/48 cm.

## FINITURE / FINISHES:



STRUTTURA / STRUCTURE:  
Grigio ferro 37

ANTA-CASSETTI  
DOOR-DRAWERS:  
Rovere sbiancato 35

STRUTTURA / STRUCTURE:  
Carbon 8

ANTA-CASSETTI  
DOOR-DRAWERS:  
Rovere sbiancato 35





# BLOCCO COTTURA / COOKER METROPOLITAN








BLOCCO COTTURA / COOKER

METROPOLITAN

Blocco cottura realizzato con pannelli di listellare.  
Ante e cassetti in legno. Disponibile in differenti misure. Il top viene calcolato a parte.

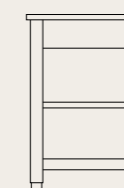
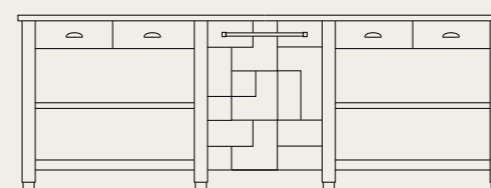
Cooker made with blockboard panels.  
Wooden doors and drawers. Available in different sizes. The top is accounted for separately.

L. 240 P. 68 H. 88 (SENZA TOP / WITHOUT TOP)



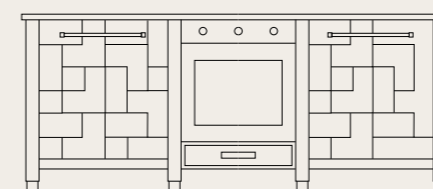
Versione con 2 elementi a giorno e 4 cassetti.  
Predisposizione per forno L. 60 cm.  
Version with 2 open elements and 4 drawers.  
Designed for oven W 60 cm.

L. 240 P. 68 H. 88 (SENZA TOP / WITHOUT TOP)



Versione con 2 elementi a giorno e 4 cassetti.  
Predisposizione per lavastoviglie con anta bombata rivestita in alluminio patchwork.  
Version with 2 open elements and 4 drawers.  
Designed for a dishwasher with bulging door clad with patchwork aluminium.

L. 200 P. 68 H. 88 (SENZA TOP / WITHOUT TOP)



Versione con 2 ante rivestite in alluminio patchwork.  
Predisposizione per forno L. 60 cm.  
Version with 2 doors clad with patchwork aluminium.  
Designed for oven W 60 cm.

FINITURE / FINISHES:



STRUTTURA / STRUCTURE:  
Grigio ferro 37  
ANTA-CASSETTI  
DOOR-DRAWERS:  
Rovere sbiancato 35



STRUTTURA / STRUCTURE:  
Carbon 8  
ANTA-CASSETTI  
DOOR-DRAWERS:  
Rovere sbiancato 35



BLOCCO COTTURA / COOKER  
BLUES

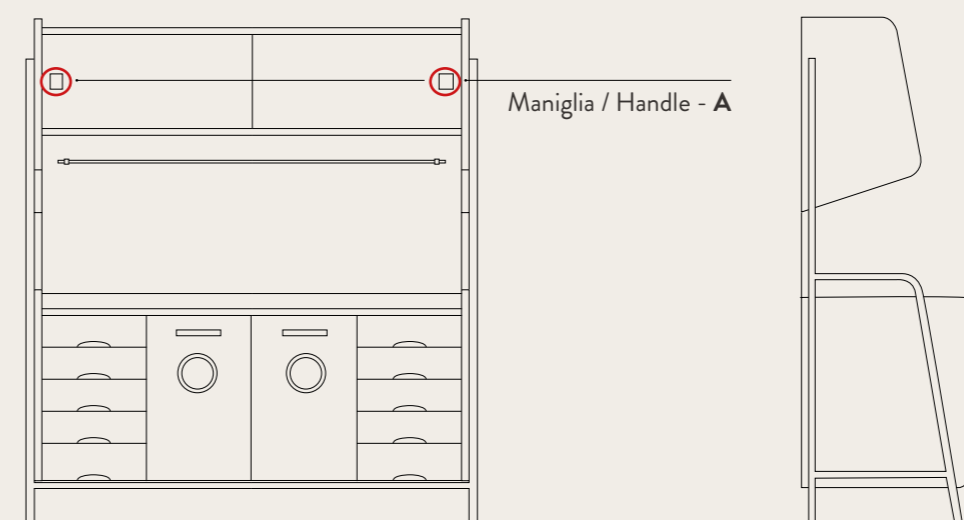


BLOCCO COTTURA / COOKER  
BLUES

Blocco cottura ispirato agli anni '50, realizzato con pannelli in fibra di legno lavorati. Ante in listellare rivestite in alluminio millerighe. Nella parte inferiore 2 cassetiere laterali e 2 ante scorrevoli centrali a chiusura di un vano che può ospitare il forno o che può essere utilizzato come dispensa. Top in alluminio millerighe.

Fifties-style cooker made with processed wood fibre panels. Blockboard doors clad with ribbed aluminium. The lower section has 2 side drawer units and 2 central sliding doors closing a compartment that can accommodate an oven or be used as a pantry. Ribbed aluminium top.

L. 158 P. 74 H. 200



FERRAMENTA / HARDWARE:

Maniglia per anta - A  
Handle for door - A



FINITURE / FINISHES:



STRUTTURA / STRUCTURE: Beige 4	STRUTTURA / STRUCTURE: Beige 4	STRUTTURA / STRUCTURE: Beige 4
CASSETTI / DRAWERS: Beige 4 / Rosa 43	CASSETTI / DRAWERS: Beige 4 / Celeste 42	CASSETTI / DRAWERS: Beige 4 / Grigio 41



# BLOCCO COTTURA / COOKER VICTORIANA

MARCHI CUCINE



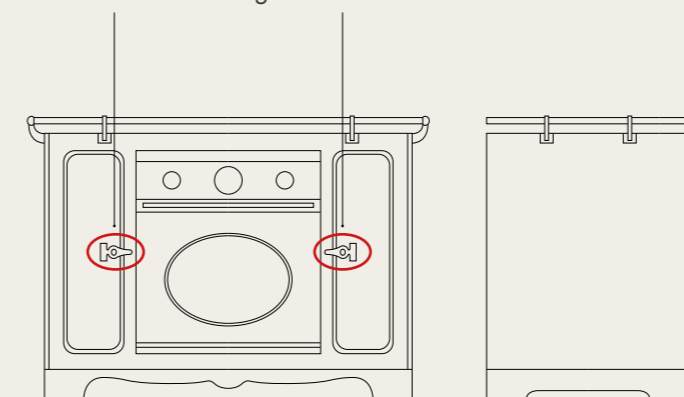
## BLOCCO COTTURA / COOKER VICTORIANA

Blocco cottura con struttura in listellare ed ante in fibra di legno completo di maniglione frontale o frontale e laterale in finitura ottone o cromo. Il top in acciaio viene calcolato a parte.

Cooker with blockboard structure and wood fibre doors, featuring a front bar handle or front and side bar handles, with brass or chrome finish. The steel top is accounted for separately.

L. 132 P. 65 / 71 H. 80 (+ H. 3 top)

Chiusura / Closing device - A



### FERRAMENTA / HARDWARE:

Chiusura per anta - A  
Ottone lucido  
Closing device for door - A  
Polished brass



Chiusura per anta - A  
Cromo  
Closing device for door - A  
Chrome



Per la ferramenta (maniglie, cerniere, e particolari) specificare sempre l'abbinamento desiderato.  
Always specify the features you need for hardware units (handles, hinges and details).

### FINITURE / FINISHES:



Bianco gesso 33

Beige 4

Rosso anniversary 53

Carbon 8



BLOCCO COTTURA / COOKER  
**VICTORIANA  
 SUPER X**

MARCHI CUCINE

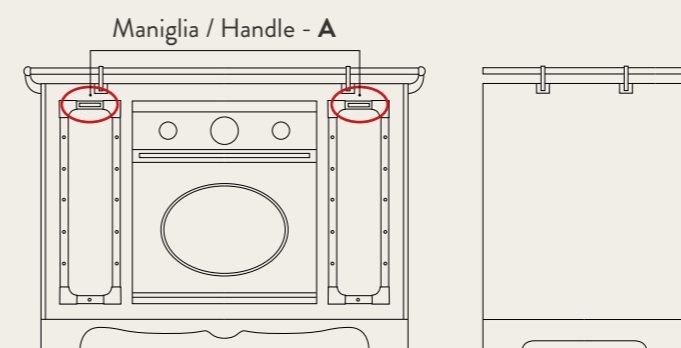


BLOCCO COTTURA / COOKER  
**VICTORIANA SUPER X**

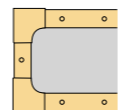
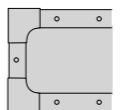
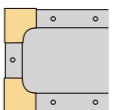
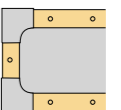
Blocco cottura con struttura in listellare. Ante profilate rivestite in acciaio spazzolato.  
 Completo di maniglione frontale o frontale e laterale in finitura ottone o cromo. Il top in acciaio viene calcolato a parte.

Cooker with blockboard structure. Profiled doors clad with brushed aluminium.  
 Featuring a front bar handle, or front and side bar handles, with brass or chrome finish. The steel top is accounted for separately.

L. 132 P. 65 / 71 H. 80 (+ H. 3 top)



**SCHEMA ABBINAMENTI FINITURE PER PROFILI / FINISH OPTIONS FOR PROFILES:**

<p><b>A1</b>                  Profili in ottone                  Angolari in ottone                  Brass profiles                  Brass corner elements</p> 	<p><b>A2</b>                  Profili cromati                  Angolari cromati                  Chrome-plated profiles                  Chrome-plated corner elements</p> 	<p><b>B1</b>                  Profili cromati                  Angolari in ottone                  Chrome-plated profiles                  Brass corner elements</p> 	<p><b>B2</b>                  Profili in ottone                  Angolari cromati                  Brass profiles                  Chrome-plated corner elements</p> 
--	--	--	--

**FERRAMENTA / HARDWARE:**

<p>Maniglia per anta - A                  Ottone lucido                  Handle for door - A                  Polished brass</p> 	<p>Maniglia per anta - A                  Cromo                  Handle for door - A                  Chrome</p> 
--	--

Per la ferramenta (maniglie, cerniere, e particolari) specificare sempre l'abbinamento desiderato.  
 Always specify the features you need for hardware units (handles, hinges and details).

**FINITURE / FINISHES:**







MARCHI CUCINE



LABORATORIO MARCHI

# BLOCCO COTTURA / COOKER ARIZONA



MARCHI CUCINE | CUCINE SENZA TEMPO





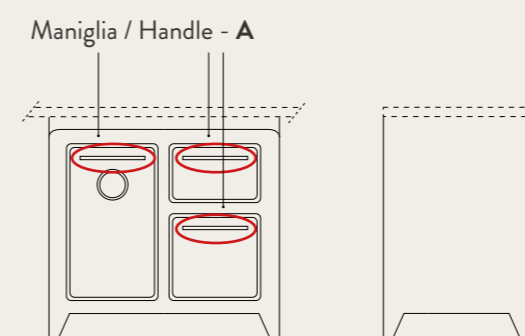
**BLOCCO COTTURA / COOKER**

**ARIZONA**

Mobile ispirato agli anni '50, può essere utilizzato come dispensa con ripiani interni.

Fifties-style cabinet, it can be used as a pantry with internal shelves.

L. 90 P. 60 H. 82/83 (senza top / without top)



**MANIGLIE / HANDLES:**

Maniglia per anta - A  
Ottone lucido  
Handle for door - A  
Polished brass



Maniglia per anta - A  
Cromo  
Handle for door - A  
Chrome



Per la ferramenta del blocco cottura (maniglie, cerniere, profili, particolari forno e piano cottura) specificare sempre l'abbinamento desiderato.  
Always specify the features you need for cooker hardware units (handles, hinges, profiles, details of the oven and hob).

**FINITURE / FINISHES:**



Bianco gesso 33 Beige 4 Giallo mais 40 Verde bosco 38 Rosso anniversary 53 Carbon 8







BLOCCO COTTURA / COOKER

ISOTTA

MARCHI CUCINE



BLOCCO COTTURA / COOKER

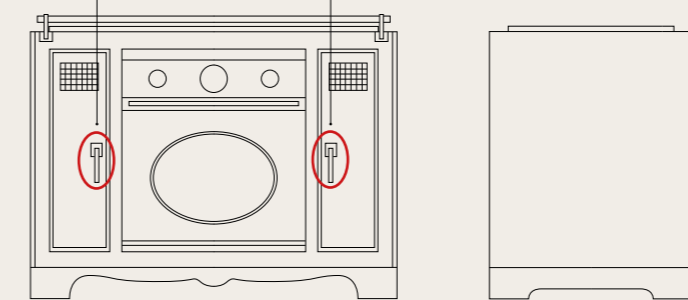
ISOTTA

Blocco cottura con struttura in listellare. Ante in fibra di legno con griglia metallica. Completo di maniglione frontale o frontale e laterale in finitura ottone o cromo. Il top in acciaio viene calcolato a parte.

Cooker with blockboard structure. Wood fibre doors with metal grid. Featuring a front bar handle, or front and side bar handles, with brass or chrome finish. The steel top is accounted for separately.

L. 120 P. 65 / 71 H. 80 (+ H. 3 top)

Chiusura / Closing device - A



FERRAMENTA / HARDWARE:

Chiusura per anta - A  
Ottone lucido  
Closing device for door - A  
Polished brass



Chiusura per anta - A  
Cromo  
Closing device for door - A  
Chrome



Per la ferramenta (maniglie, cerniere, e particolari) specificare sempre l'abbinamento desiderato.  
Always specify the features you need for hardware units (handles, hinges and details).

FINITURE / FINISHES:



Bianco gesso 33

Beige 4

Rosso anniversary 53

Carbon 8



# BLOCCO COTTURA / COOKER ISOTTA X

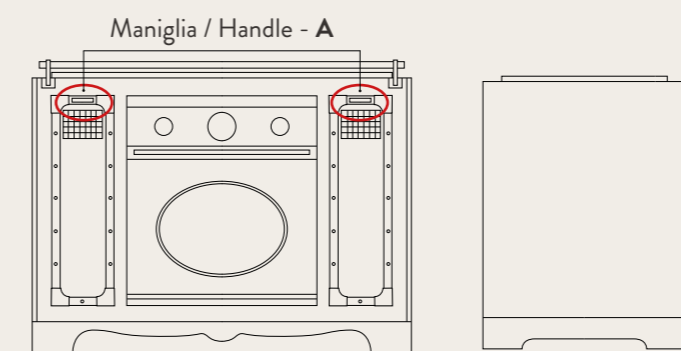


## BLOCCO COTTURA / COOKER ISOTTA X

Blocco cottura con struttura in listellare. Ante in fibra di legno con profilo acciaio.  
Completo di maniglione frontale o frontale e laterale in finitura ottone o cromo. Top acciaio calcolato a parte.

Cooker with blockboard structure. Wood fibre doors with steel profile.  
Featuring a front bar handle, or front and side bar handles, with brass or chrome finish. Steel top accounted for separately.

L. 120 P. 65 / 71 H. 80 (+ H. 3 top)



### SCHEMA ABBINAMENTI FINITURE PER PROFILI / FINISH OPTIONS FOR PROFILES:

A1	A2	B1	B2
Profili in ottone Angolari in ottone Brass profiles Brass corner elements	Profili cromati Angolari cromati Chrome-plated profiles Chrome-plated corner elements	Profili cromati Angolari in ottone Chrome-plated profiles Brass corner elements	Profili in ottone Angolari cromati Brass profiles Chrome-plated corner elements

### FERRAMENTA / HARDWARE:

Maniglia per anta - A  
Ottone lucido  
Handle for door - A  
Polished brass



Maniglia per anta - A  
Cromo  
Handle for door - A  
Chrome



Per la ferramenta (maniglie, cerniere, e particolari) specificare sempre l'abbinamento desiderato.  
Always specify the features you need for hardware units (handles, hinges and details).

### FINITURE / FINISHES:



Bianco gesso 33 Beige 4 Rosso anniversary 53 Carbon 8



**BLOCCO COTTURA / COOKER**

# HERITAGE SUPER X

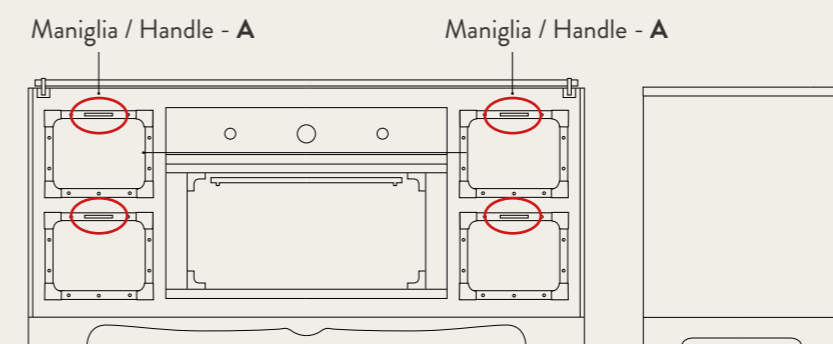


**BLOCCO COTTURA / COOKER**

# HERITAGE SUPER X

Blocco cottura con predisposizione per incasso forno L. 90 cm.  
4 cestoni estraibili con frontali rivestiti in acciaio satinato e profilati. Top in acciaio calcolato a parte.  
Cooker designed for accommodating an oven W 90 cm.  
Four pull-out deep drawers, profiled fronts lined with satin-finish steel. Steel top accounted for separately.

L. 180 P. 65 / 71 H. 79 (+ H. 4 top)



**SCHEMA ABBINAMENTI FINITURE PER PROFILI / FINISH OPTIONS FOR PROFILES:**

<p><b>A1</b> Profili in ottone Angolari in ottone Brass profiles Brass corner elements</p>	<p><b>A2</b> Profili cromati Angolari cromati Chrome-plated profiles Chrome-plated corner elements</p>	<p><b>B1</b> Profili cromati Angolari in ottone Chrome-plated profiles Brass corner elements</p>	<p><b>B2</b> Profili in ottone Angolari cromati Brass profiles Chrome-plated corner elements</p>
--	--	--	--

**FERRAMENTA / HARDWARE:**

<p>Maniglia per anta - A Ottone lucido Handle for door - A Polished brass</p>	<p>Maniglia per anta - A Cromo Handle for door - A Chrome</p>
---	---

Per la ferramenta (maniglie, cerniere, e particolari) specificare sempre l'abbinamento desiderato.  
Always specify the features you need for hardware units (handles, hinges and details).

**FINITURE / FINISHES:**



Bianco gesso 33 Beige 4 Rosso anniversary 53 Carbon 8





# BLOCCO COTTURA / COOKER BALTIMORA

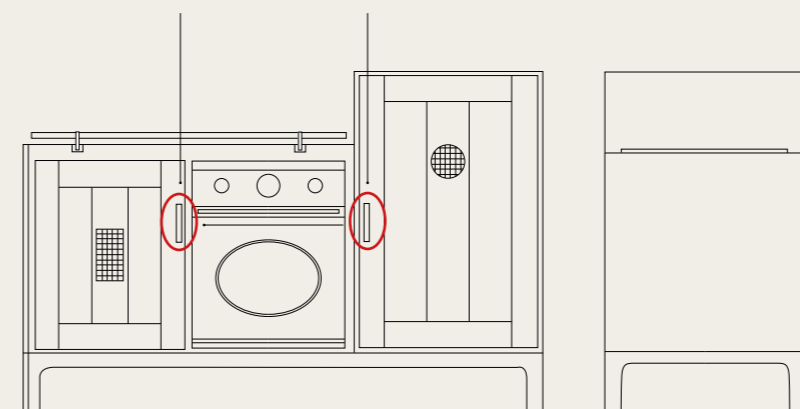
## BLOCCO COTTURA / COOKER BALTIMORA

Blocco cottura con struttura in listellare con predisposizione al centro per incasso forno L.60 cm. 2 vani laterali uso dispensa con anta in massello. Top acciaio calcolato a parte.

Cooker with blockboard structure and central compartment designed for built-in oven W 60 cm, 2 side compartments used as a pantry with solid wood doors. Steel top accounted for separately.

L. 189 P. 65 / 71 H. 92 / 117

Chiusura / Closing device - A



### FERRAMENTA / HARDWARE:

Chiusura per anta - A  
Ottone lucido  
Closing device for door - A  
Polished brass



Chiusura per anta - A  
Cromo  
Closing device for door - A  
Chrome



Per la ferramenta (maniglie, cerniere, e particolari) specificare sempre l'abbinamento desiderato.  
Always specify the features you need for hardware units (handles, hinges and details).

### FINITURE / FINISHES:



Bianco gesso 33

Beige 4

Rosso anniversary 53

Carbon 8



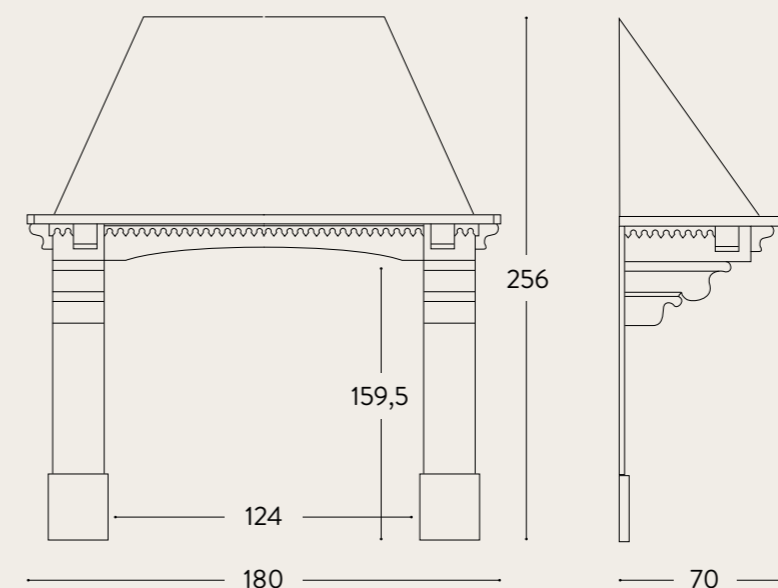
# CAPPA / HOOD PORTOFINO




## CAPPA / HOOD PORTOFINO

Cappa con trave e capitelli a terra in Old Pine.  
Camino fornito in finitura cementite verniciabile.

Cooker hood with Old Pine mantelpiece and floor-standing capitals.  
Chimney supplied with paintable cementite finish.



### FINITURE / FINISHES:



Old Pine 48






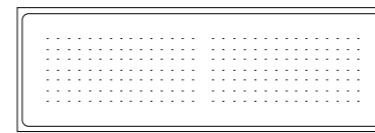


# ALZATE RISER UPSTAND SPLASH BACK

## LAB 40



Alzata  
Splashback

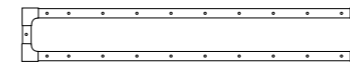


L. 180 H. 60 P. 3

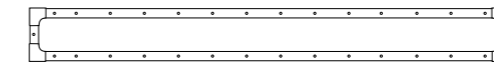
## HERITAGE SUPER X



Alzata in acciaio inox con profili  
Stainless steel splashback with profiles




L. 120 H. 20 P. 2

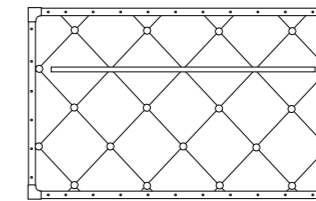


L. 180 H. 20 P. 2

## SUPER X



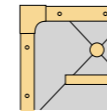
Alzata con piastrelle inox diagonale borchiata e bacchetta portamestoli  
Splashback with diagonally arranged studded stainless steel tiles and utensil rack



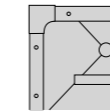
L. 111 H. 66 P. 2 (+ 5,5 bacchetta - utensil rack)

### ABBINAMENTI FINITURE / FINISH OPTIONS:

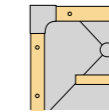
**A1**  
Profili in ottone. Angolari in ottone  
Borchie in ottone. Bacchetta in ottone  
Brass profiles. Brass corner elements  
Brass studs. Brass utensil rack



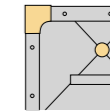
**A2**  
Profili cromati. Angolari cromati  
Borchie cromate. Bacchetta cromata  
Chrome-plated profiles. Chrome-plated corner elements  
Chrome-plated studs. Chrome-plated utensil rack



**B1**  
Profili in ottone. Angolari cromati  
Borchie cromate. Bacchetta in ottone  
Brass profiles. Chrome-plated corner elements  
Chrome-plated studs. Brass utensil rack



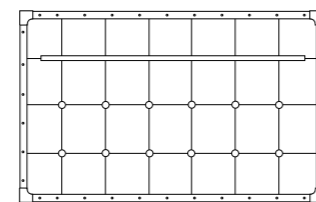
**B2**  
Profili cromati. Angolari in ottone  
Borchie in ottone. Bacchetta cromata  
Chrome-plated profiles. Brass corner elements  
Brass studs. Chrome-plated utensil rack



## X



Alzata con piastrelle bianche 15x15 diamantate borchiata e bacchetta portamestoli  
Splashback, 15x15 tiles with diamond-shaped studs and utensil rack

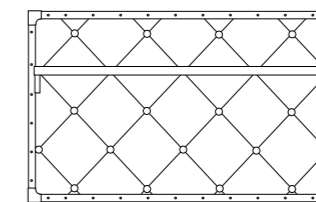


L. 111 H. 66 P. 2 (+ 5,5 bacchetta - utensil rack)

## SUPER X - CON MENSOLA / WITH SHELF



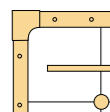
Alzata con piastrelle inox diagonale borchiata e mensola portamestoli  
Splashback with diagonally arranged studded stainless steel tiles and utensil shelf



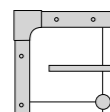
L. 111 H. 66 P. 2 (+ 23,5 mensola - shelf)

### ABBINAMENTI FINITURE / FINISH OPTIONS:

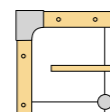
**A1**  
Profili in ottone. Angolari in ottone  
Borchie in ottone. Bacchetta in ottone  
Brass profiles. Brass corner elements  
Brass studs. Brass utensil rack



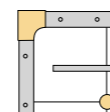
**A2**  
Profili cromati. Angolari cromati  
Borchie cromate. Bacchetta cromata  
Chrome-plated profiles. Chrome-plated corner elements  
Chrome-plated studs. Chrome-plated utensil rack



**B1**  
Profili in ottone. Angolari cromati  
Borchie cromate. Bacchetta in ottone  
Brass profiles. Chrome-plated corner elements  
Chrome-plated studs. Brass utensil rack

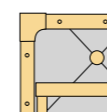


**B2**  
Profili cromati. Angolari in ottone  
Borchie in ottone. Bacchetta cromata  
Chrome-plated profiles. Brass corner elements  
Brass studs. Chrome-plated utensil rack

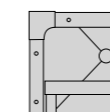


### ABBINAMENTI FINITURE / FINISH OPTIONS:

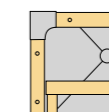
**A1**  
Profili in ottone. Angolari in ottone  
Borchie in ottone. Bacchetta in ottone  
Brass profiles. Brass corner elements  
Brass studs. Brass utensil rack



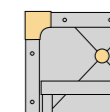
**A2**  
Profili cromati. Angolari cromati  
Borchie cromate. Bacchetta cromata  
Chrome-plated profiles. Chrome-plated corner elements  
Chrome-plated studs. Chrome-plated utensil rack



**B1**  
Profili in ottone. Angolari cromati  
Borchie cromate. Bacchetta in ottone  
Brass profiles. Chrome-plated corner elements  
Chrome-plated studs. Brass utensil rack



**B2**  
Profili cromati. Angolari in ottone  
Borchie in ottone. Bacchetta cromata  
Chrome-plated profiles. Brass corner elements  
Brass studs. Chrome-plated utensil rack







IL BANCONE È L'ELEMENTO CENTRALE DI OGNI CUCINA. IL MEZZO ATTRAVERSO IL QUALE CHI CUCINA PUÒ ESPRIMERE LA PROPRIA CREATIVITÀ.

THE WORK BENCH IS THE PIVOTAL ELEMENT OF THE KITCHEN, ALLOWING YOU TO REALLY UNLEASH YOUR CREATIVITY.



LABORATORIO MARCHI

---

# BANCHI DA LAVORO E ISOLE

## WORK BENCHES AND KITCHEN ISLANDS

- 80 • PIENZA
- 84 • MONTEPULCIANO
- 86 • VALDARNO
- 88 • VALDICHIANA
- 90 • FIESOLE
- 92 • FIFTIES
- 94 • ACADEMY
- 96 • TREQUANDA TRABATTELLO / SUSPENDED WOODEN RACK
- 98 • TUSCANY TELAIO PORTATEGAMI / POT RACK





## BANCO DA LAVORO / WORK BENCH PIENZA







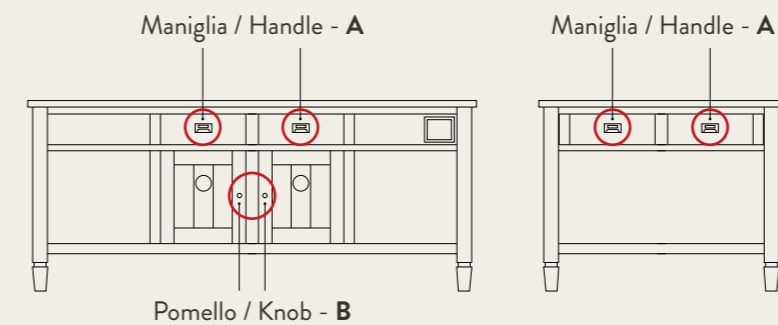
BANCO DA LAVORO / WORK BENCH

PIENZA

Banco da lavoro con struttura in listellare ed ante in legno massello, dotato di 8 cassetti in legno, 4 sui lati lunghi e 4 sui lati corti. È predisposto per allacciamento elettrico diventando così un'isola operativa a tutti gli effetti. È inoltre attrezzato con un'asse estraibile per spianare la pasta nel lato corto.

Work bench with blockboard structure and solid wood doors, equipped with 8 wooden drawers – 4 on the long sides and 4 on the short sides. It is specifically designed to ensure a connection to the mains power, making it a fully-fledged operating unit. It is also equipped with a pull-out board for flattening dough on the short side.

L. 220 P. 120 H. 87 (+ H. 3 top)



Asse per spianare la pasta  
Board for flattening dough



Allacciamento elettrico  
Electrical connections

MANIGLIE / HANDLES:

Maniglia per cassetto - A  
Metallo laccato  
Handle for drawer - A  
Lacquered metal



Pomolo per anta - B  
Legno laccato  
Knob for door - B  
Lacquered metal



FINITURE / FINISHES:



PIANO / TOP:  
Rovere naturale

STRUTTURA / STRUCTURE:  
Bianco gesso 33




PIANO / TOP:  
Rovere naturale

STRUTTURA / STRUCTURE:  
Beige 4



PIANO / TOP:  
Rovere naturale

STRUTTURA / STRUCTURE:  
Rosso anniversary 53



PIANO / TOP:  
Rovere naturale

STRUTTURA / STRUCTURE:  
Carbon 8





# BANCO DA LAVORO / WORK BENCH MONTEPULCIANO

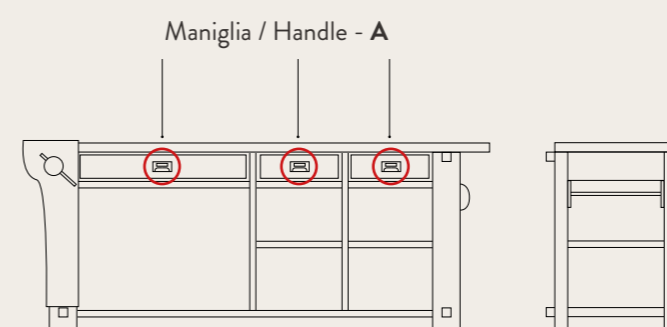


## BANCO DA LAVORO / WORK BENCH MONTEPULCIANO

Banco da lavoro realizzato completamente in Old pine, che ricalca esteticamente il vecchio banco da falegname, si presenta infatti con morsa laterale cromata. Dotato di tre cassetti passanti in differenti misure oltre a vani a giorno.

Work bench entirely made of Old Pine and inspired by the traditional woodworking bench, with a chrome-plated vise on the side. Equipped with three pass-through drawers of different sizes and open compartments.

L. 221 P. 92 H. 82 (+ H. 3 top)



### MANIGLIE / HANDLES:

Maniglia per cassetto - A  
Metallo zincato  
Handle for drawer - A  
Galvanised metal



Maniglia per cassetto - A  
Metallo laccato  
Handle for drawer - A  
Lacquered metal



### FINITURE / FINISHES:



PIANO / TOP:  
Acciaio

STRUTTURA / STRUCTURE:  
Old Pine 48



# BANCO DA LAVORO / WORK BENCH VALDARNO

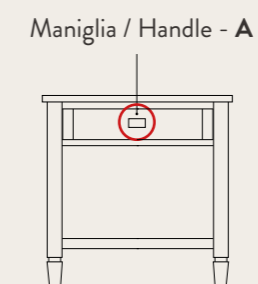
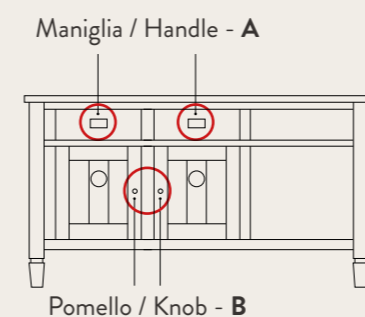


## BANCO DA LAVORO / WORK BENCH VALDARNO

Banco da lavoro con struttura in listellare e ante in legno massello, dotato di 5 cassetti in legno, 4 sui lati lunghi e 1 sul lato corto. È predisposto per allacciamento elettrico diventando così un'isola operativa a tutti gli effetti. È inoltre attrezzato con un'asse per spianare la pasta estraibile da un lato corto.

Work bench with blockboard structure and solid wood doors, equipped with 5 wooden drawers – 4 on the long sides and 1 on the short side. It is specifically designed to ensure a connection to the mains power, making it a fully-fledged operating unit. It is also equipped with a pull-out board for flattening dough on the short side.

L. 170 P. 90 H. 87 (+ H. 3 top)



Asse per spianare la pasta  
Board for flattening dough



Allacciamento elettrico  
Electrical connections

### MANIGLIE / HANDLES:

Maniglia per cassetto - A  
Legno laccato  
Handle for drawer - A  
Lacquered wood



Pomolo per anta - B  
Legno laccato  
Knob for door - B  
Lacquered wood



### FINITURE / FINISHES:




PIANO / TOP:  
Rovere naturale

STRUTTURA / STRUCTURE:  
Bianco gesso 33




PIANO / TOP:  
Rovere naturale

STRUTTURA / STRUCTURE:  
Beige 4



PIANO / TOP:  
Rovere naturale

STRUTTURA / STRUCTURE:  
Rosso anniversary 53



PIANO / TOP:  
Rovere naturale

STRUTTURA / STRUCTURE:  
Carbon 8



# BANCO DA LAVORO / WORK BENCH VALDICHIANA


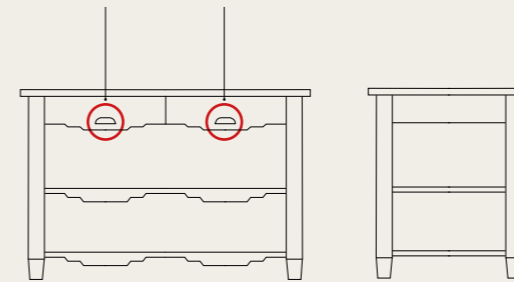


## BANCO DA LAVORO / WORK BENCH VALDICHIANA

Banco da lavoro realizzato in legno massello con top in rovere.  
Solid wood work bench with oak top.

L. 140 P. 80 H. 83 (+ H. 3 top)

Maniglia / Handle - A



Top in rovere naturale  
Natural oak top

### MANIGLIE / HANDLES:

Maniglia per cassetto - A  
Britannio  
Handle for drawer - A  
Britannium




### FINITURE / FINISHES:



PIANO / TOP:  
Rovere naturale  
STRUTTURA / STRUCTURE:  
Bianco gesso 33



PIANO / TOP:  
Rovere naturale  
STRUTTURA / STRUCTURE:  
Beige 4



PIANO / TOP:  
Rovere naturale  
STRUTTURA / STRUCTURE:  
Carbon 8





# BANCO DA LAVORO / WORK BENCH FIESOLE

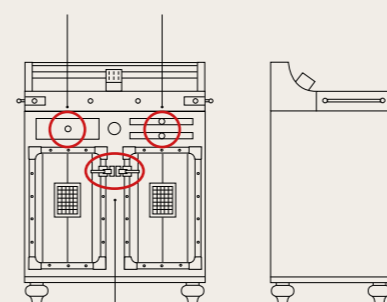
## BANCO DA LAVORO / WORK BENCH FIESOLE

Mobile multiuso con struttura in listellare ed ante in legno massello.  
Pensato per appoggio a parete con ceppo ed accessori porta rotoli e porta coltelli.  
Sul fronte è attrezzato con 2 taglieri, 1 cassetto, 1 vano 2 ante ad uso contenitore.

Multi-purpose cabinet with blockboard structure and solid wood doors, to be placed against the wall, with block, kitchen roll holder and knife rack accessories.  
The front is equipped with 2 chopping boards, 1 drawer and 1 storage compartment with 2 doors.

L. 80 P. 66 H. 107 (con profili e angolari / with profiles and corner elements)

Pomolo / Knob - A



Chiusura / Closing device - B

### FERRAMENTA / HARDWARE:

Pomolo per cassetto - A  
Ottone lucido  
Knob for door - A  
Polished brass



Pomolo per cassetto - A  
Cromo  
Knob for door - A  
Chrome



Chiusura per anta - B  
Ottone lucido  
Closing device for door - B  
Polished brass




Chiusura per anta - B  
Cromo  
Closing device for door - B  
Chrome




Per la ferramenta (maniglie, cerniere, e particolari) specificare sempre l'abbinamento desiderato.  
Always specify the features you need for hardware units (handles, hinges and details).

### FINITURE / FINISHES:




Bianco gesso 33



Beige 4



Rosso anniversary 53



Carbon 8





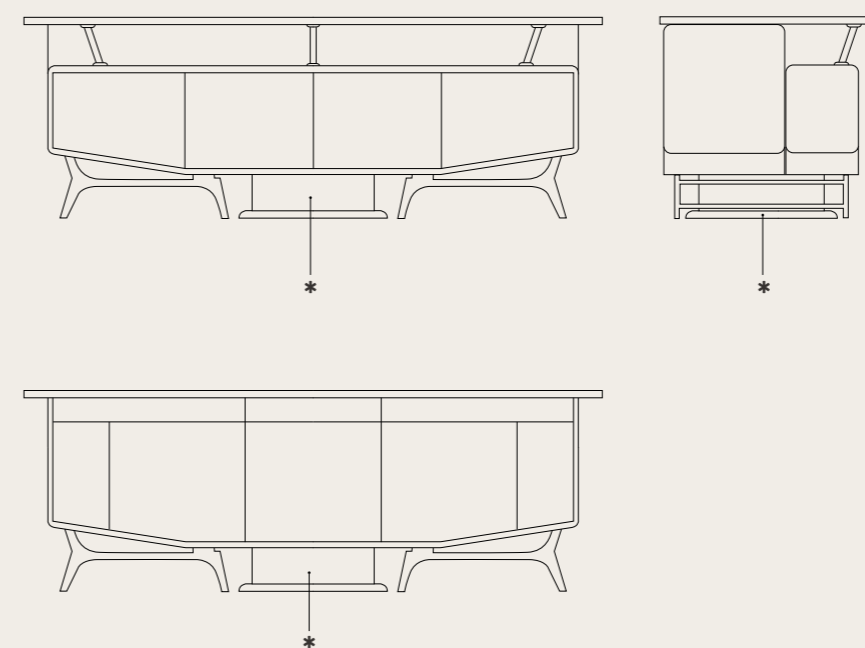
## BANCO DA LAVORO / WORK BENCH

## FIFTIES

Isola realizzata con struttura in listellare ed ante in fibra di legno con apertura push pull.  
Il lato lavoro è attrezzato con cassetti ed estraibili, il lato snack con 4 vani contenitori.  
Possibile inserimento di elettrodomestici. Speciale basamento color carbon.

Island with a blockboard structure and wood fibre doors with push-pull opening.  
The work surface is equipped with drawers and pull-out elements, while the snack side has 4 storage compartments.  
Designed for accommodating household appliances. Special carbon-coloured base.

L. 250 P. 95 H. 93 (senza top / without top)




\*

N.B. Il basamento centrale è presente solo nel caso in cui sia presente un elettrodomestico incassato

N.B. The central base is mounted only if there is a built-in household appliance

## FINITURE / FINISHES:




Bianco gesso 33



Beige 4



Rosso anniversary 53



Carbon 8



# BANCO DA LAVORO / WORK BENCH ACADEMY

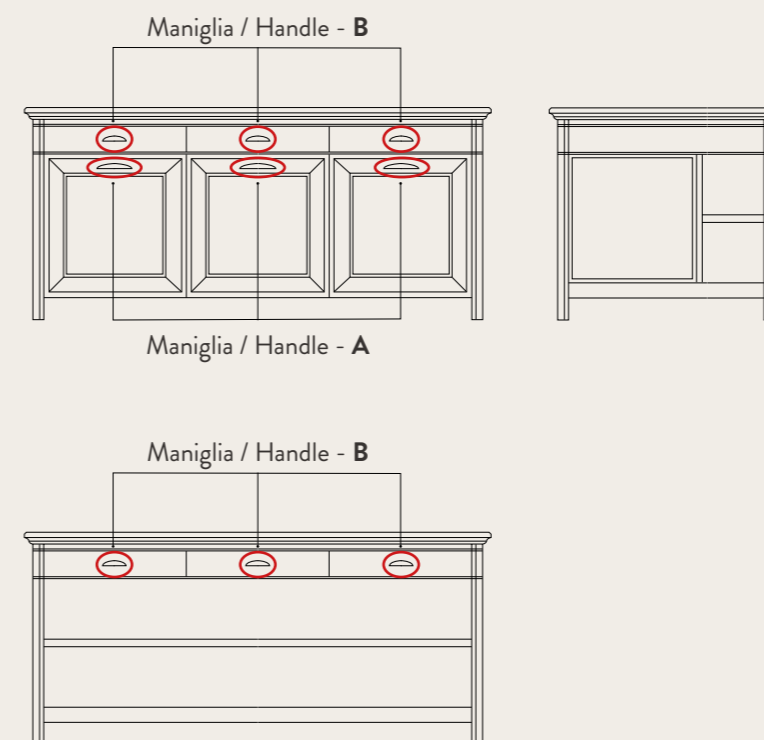


## BANCO DA LAVORO / WORK BENCH ACADEMY

Banco isola, realizzato in legno massello, caratterizzato da 3 cassetti e 3 vani uso contenitore con anta legno. Un lato dell'isola è dedicato a vani a giorno e 3 cassetti. Il top viene calcolato a parte.

Solid wood island work bench, equipped with 3 drawers and 3 storage compartments with wooden door. One side of the island has open compartments and 3 drawers. The top is accounted for separately.

L. 194 P. 98 H. 88 (senza top / without top)



### FERRAMENTA / HARDWARE:


Maniglia per ante - **A**  
Britannio  
Handle for doors - **A**  
Britannium




Maniglia per cassetti - **B**  
Britannio  
Handle for drawers - **B**  
Britannium




### FINITURE / FINISHES:



Bianco gesso 33




Beige 4



Fumo 13



Rosso anniversary 53



Carbon 8



# TRABATTELLO / SUSPENDED WOODEN RACK TREQUANDA



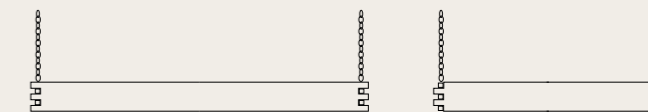
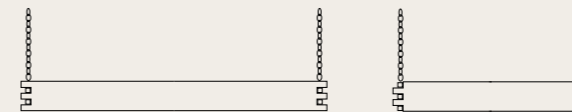
## TRABATTELLO / SUSPENDED WOODEN RACK TREQUANDA

Trabattello in 2 differenti misure realizzato in legno massello.

Solid wood suspended rack in 2 different sizes.

L. 132 P. 78

L. 160 P. 90



### FERRAMENTA / HARDWARE:

Catenella di sostegno - A  
Ottone lucido  
Supporting chain - A  
Polished brass




Catenella di sostegno - A  
Cromo  
Supporting chain - A  
Chrome



Per la ferramenta (maniglie, cerniere, e particolari) specificare sempre l'abbinamento desiderato.  
Always specify the features you need for hardware units (handles, hinges and details).

### FINITURE / FINISHES:




Bianco gesso 33



Beige 4



Rosso anniversary 53



Carbon 8



# TELAIO PORTATEGAMI / POT RACK TUSCANY

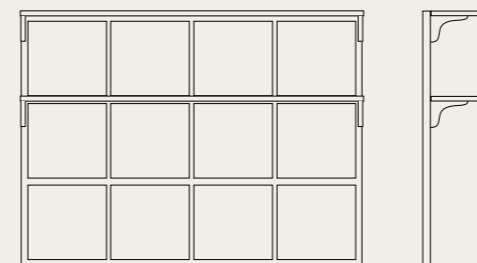


## TELAIO PORTATEGAMI / POT RACK TUSCANY


Telaio a parete con 2 mensole superiori,  
utile come porta barattoli, porta pentole.

Wall-mounted rack with 2 upper shelves,  
suitable for housing jars and pots.


L. 151 P. 22 H. 114



### FINITURE / FINISHES:




Old Pine 48



Bianco gesso 33



Beige 4



Carbon 8





DALLE LINEE PIÙ PULITE ALLE  
SEDIE DAL DESIGN PIÙ CLASSICO,  
DALLA SEDUTA DRITTA ALLE  
SEDUTE IMPAGLIATE, TUTTE LE  
SEDUTE DI MARCHI CUCINE  
SONO ACCOMUNATE DALL'USO  
DEI MATERIALI MIGLIORI.

WHETHER MINIMALIST  
OR TRADITIONAL, WITH  
STRAIGHT OR STRAW SEAT,  
ALL MARCHI CUCINE CHAIRS  
ARE MANUFACTURED WITH  
PRIME QUALITY MATERIALS.



LABORATORIO MARCHI

---

# SEDUTE SEATS

- 102 • BERLINO
- 104 • BARCELLONA
- 106 • MILANO
- 108 • FIRENZE
- 110 • ROMA



SEDIA / CHAIR  
BERLINO




SEDIA / CHAIR  
BERLINO

Sedia con struttura in faggio.


Chair with beech frame.



FINITURE / FINISHES:




Bianco gesso 33



Beige 4



Rosso anniversary 53



Carbon 8



# SEDIA / CHAIR BARCELLONA




## SEDIA / CHAIR BARCELLONA

Sedia con struttura in faggio.


Chair with beech frame.



### FINITURE / FINISHES:




Bianco gesso 33



Beige 4



Rosso anniversary 53



Carbon 8




SEDIA / CHAIR  
MILANO




SEDIA / CHAIR  
MILANO

Sedia con struttura in faggio.


Chair with beech frame.



FINITURE / FINISHES:




Bianco gesso 33



Beige 4



Rosso anniversary 53



Carbon 8




SEDIA / CHAIR  
FIRENZE




SEDIA / CHAIR  
FIRENZE

Sedia con struttura in faggio, disponibile con seduta legno o paglia.

Chair with beech frame, available with wooden or straw seat.



FINITURE / FINISHES:




Bianco gesso 33



Beige 4



Rosso anniversary 53



Carbon 8



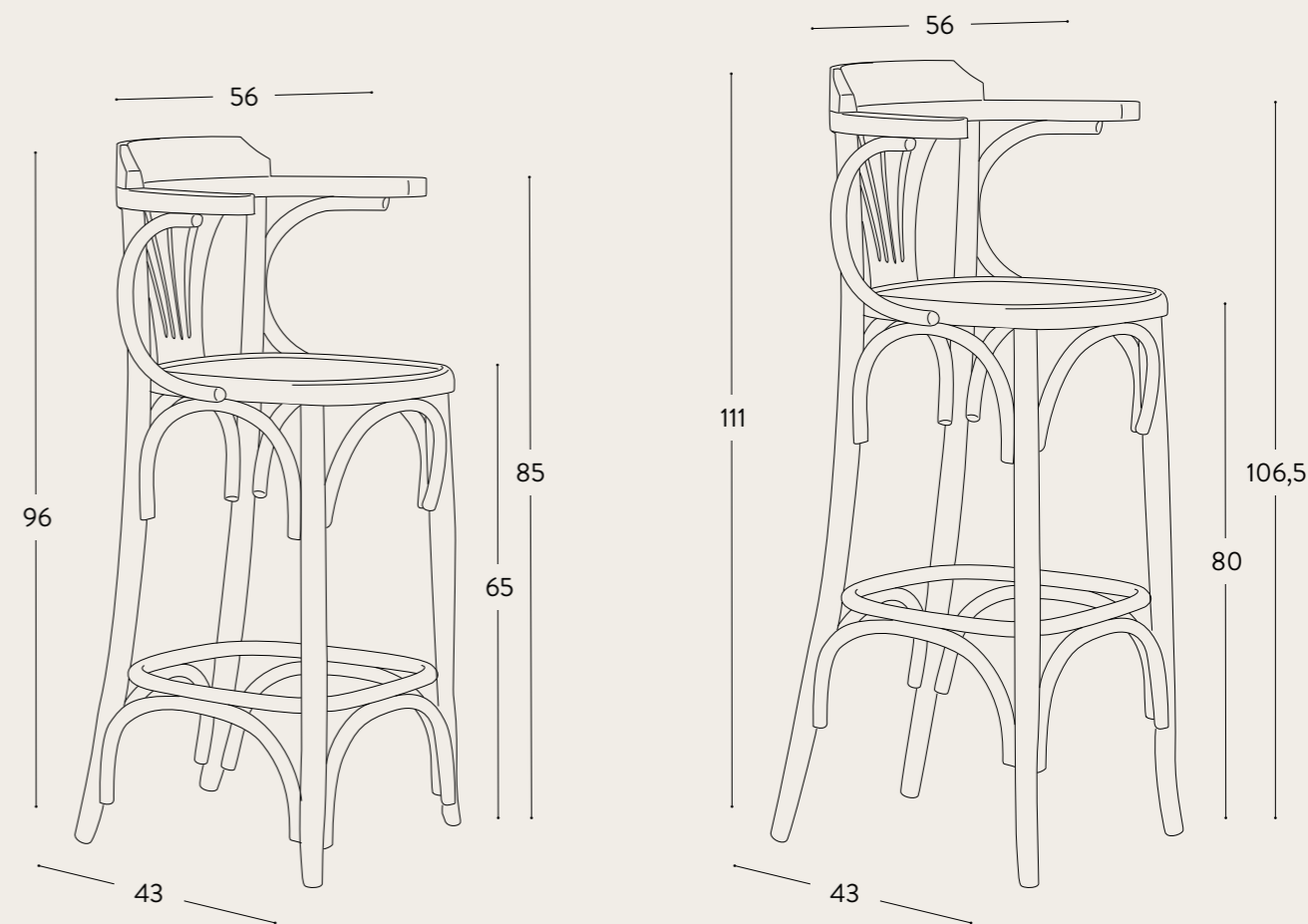
SGABELLO / STOOL  
ROMA



SGABELLO / STOOL  
ROMA

Sgabello con struttura in faggio, disponibile in 2 differenti altezze.

Stool with beech frame, available in 2 different heights.



FINITURE / FINISHES:



Bianco gesso 33

Beige 4

Rosso anniversary 53

Carbon 8





IL TAVOLO È L'ELEMENTO  
CARDINE DELLA CONVIVITÀ E  
L'ELEMENTO FONDAMENTALE  
DELL'ARREDAMENTO DI UNA  
CUCINA. IL CALORE DEL LEGNO  
E LE LACCATURE SELEZIONATE  
COMPLETANO L'OPERA.

THE TABLE IS ESSENTIAL  
AS A FURNISHING ELEMENT  
FOR A CONVIVIAL ATMOSPHERE,  
WITH WOOD AND LACQUERED  
ELEMENTS CREATING A  
WARM AND WELCOMING  
ENVIRONMENT.



LABORATORIO MARCHI

---

# TAVOLI TABLES

- 114 • IDEAS
- 116 • ATENE
- 118 • NEW ONE
- 122 • VIENNA



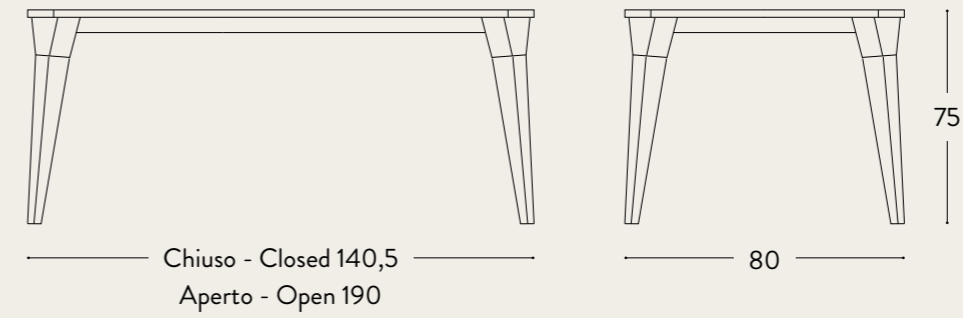
TAVOLO / TABLE  
IDEAS



TAVOLO / TABLE  
IDEAS

Tavolo allungabile realizzato in Old pine con parti in metallo.  
L'allunga di 49,5 cm viene comodamente alloggiata sotto al top.

Extendable Old Pine table with metal parts.  
The 49.5 cm extension slots in comfortably beneath the top.



FINITURE / FINISHES:



Old Pine 48





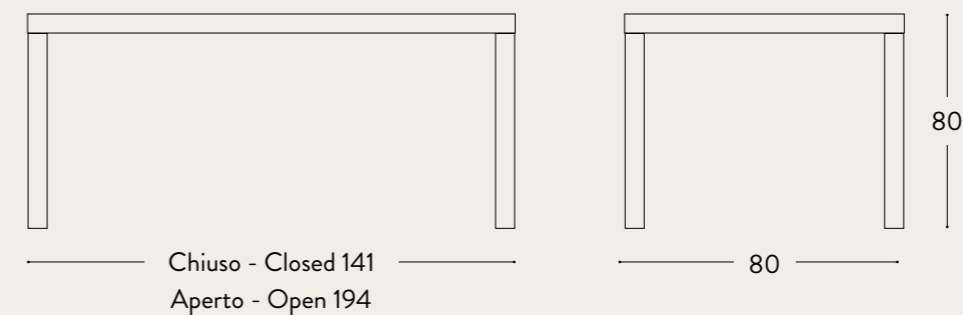


TAVOLO / TABLE  
ATENE




TAVOLO / TABLE  
ATENE

Tavolo realizzato in Old pine con allunga centrale di cm 53  
Old Pine table with 53 cm central extension



FINITURE / FINISHES:



Old Pine 48





LABORATORIO MARCHI

TAVOLO / TABLE  
NEW ONE



MARCHI CUCINE | CUCINE SENZA TEMPO



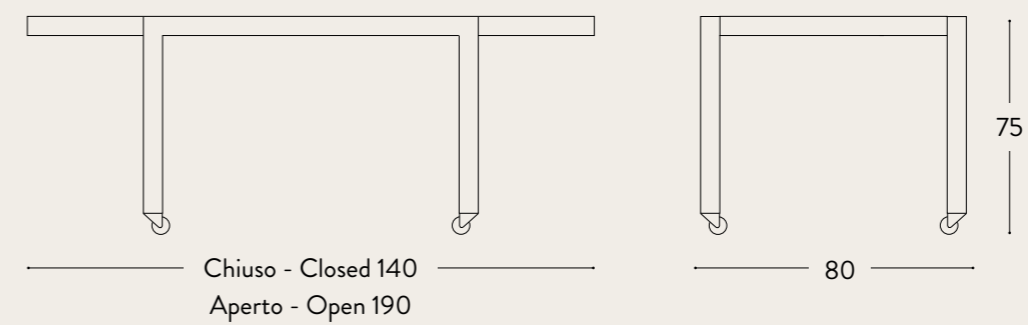


## TAVOLO / TABLE

## NEW ONE

Tavolo allungabile con top in Old Pine spessore 8 cm. con struttura in acciaio e ruote.  
L'allunga di 50 cm viene comodamente alloggiata sotto al top.

Extendable table with 8 cm thick Old Pine top, steel structure and wheels.  
The 50 cm extension slots in comfortably beneath the top.



## FINITURE / FINISHES:



Old Pine 48







# TAVOLO / TABLE VIENNA

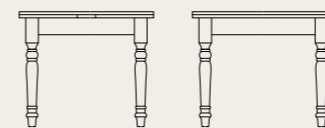


## TAVOLO / TABLE VIENNA

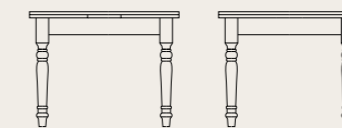
Tavolo allungabile con 1 cassetto sul lato corto.  
2 allunghe laterali di 40 cm.

Extendable table with 1 drawer on the short side.  
Two 40 cm side extensions.

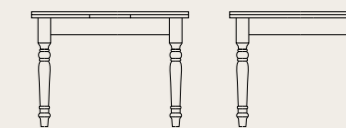
Chiuso - Closed 100  
Aperto - Open 180  
P. 100 H. 82



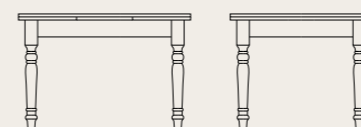
Chiuso - Closed 120  
Aperto - Open 200  
P. 80 H. 82



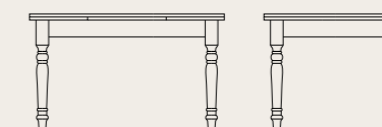
Chiuso - Closed 140  
Aperto - Open 220  
P. 80 H. 82



Chiuso - Closed 160  
Aperto - Open 240  
P. 80 H. 82



Chiuso - Closed 200  
Aperto - Open 280  
P. 90 H. 82



### GAMBE DISPONIBILI / GAMBE DISPONIBILI:

Gamba sfaccettata - A  
Faceted leg




Gamba tornita - B  
Turned leg



Gamba sagomata - C  
Shaped leg



### FINITURE / FINISHES:



Bianco gesso 33



Beige 4



Rosso anniversary 53





## **MARCHI s.r.l.**

S.S.P.I. n°10 Km. 234  
26039 Vescovato (CR) Italy  
Phone +39 0372 830350  
Fax +39 0372 830480

[marchicucine@marchicucine.it](mailto:marchicucine@marchicucine.it)  
[www.marchicucine.it](http://www.marchicucine.it)

Follow us:



Marchi Cucine si riserva di apportare, senza preavviso, ogni modifica mirata al miglioramento funzionale e qualitativo dei propri prodotti. Testi e fotografie hanno scopo divulgativo: per ogni aspetto tecnico e dimensionale fare riferimento ai listini aziendali e relativi aggiornamenti.

Marchi Cucine reserves the rights at any time to apply changes for the functional or qualitative improvement of its products. Texts and pictures present in this brochure have a divulgative purpose: for every technical and dimensional aspect please refer to the company's price lists and their relative updatings.

Art Direction: Kinetix.it

Photo: Adver Photo

Print: Arti Grafiche Castello





**MARCHI CUCINE**  
CUCINE SENZA TEMPO

[WWW.MARCHICUCINE.IT](http://WWW.MARCHICUCINE.IT)